





SPA RACING FESTIVAL

CLASSIC TOURING CARS RACING - GROUP 2
2014 Results Booklet





CLASSIC TOURING CARS - GROUP 2

SPA RACING FESTIVAL

FREE PRACTICE

Classification

Nr.	Driver	Nat	Team	Car		Time	Lap	Total	Gap	Kph
1	95 Dave COCKELL		PPX Metal Management Ltd	Ford Escort Cosworth	A4	2:42.170	7	10	-	155.5
2	6 Andy ROBINSON		A Robinson Autocentre Ltd	Ford Falcon V8 Supercar	A2	2:42.904	5	10	+0.734	154.8
3	55 Jason DAVIES		M+S Engineering / MSE Race Engine	Ford Sierra Cosworth	A2	2:47.464	7	9	+5.294	150.6
4	16 Vaughan FLETCHER		Vaughan Fletcher	Subaru Impreza	A4	2:48.564	9	9	+6.394	149.6
5	43 Tom KNIGHT		Knight Scaffolding Ltd	BMW E36 M3	B	2:49.476	9	9	+7.306	148.8
6	82 Bradley GELMAN		Bradley Gelman	Ford Sierra Cosworth	B	2:50.383	9	10	+8.213	148.0
7	19 Graham WAIT		Driver	Ford Sierra	A4	2:54.226	7	10	+12.056	144.7
8	26 Pantelis CHRISTOFOROU		Pantelis Christoforou	Ford Escort	B	2:55.125	5	8	+12.955	144.0
9	5 Ashley BIRD		Team Mawsley Motor Company	Ford Sierra XR4i	A2	2:55.728	6	10	+13.558	143.5
10	112 Brett LIDSEY		20Ten Racing	Renault Clio	X	2:56.351	10	10	+14.181	143.0
11	67 Marc KEMP		Panic Link Motorsport	Honda Civic Type R	HON	2:57.991	4	5	+15.821	141.7
12	33 Paul NEVILL		Paul Nevill	Ford Escort RS2000	B	2:58.042	7	7	+15.872	141.6
13	40 Kenny COLEMAN		K+S Motorsport	Honda Civic Type R	INV	2:58.198	4	9	+16.028	141.5
14	144 Nathan DEW		NMD Automotive	Honda Integra S1	INV	2:58.468	4	8	+16.298	141.3
15	17 Olly ALLEN		ORA Motor Services	Ford Fiesta	B	2:59.769	6	8	+17.599	140.3
16	7 Luke BENNETT		Heron Motorsport	Ford Capri	X	3:02.087	9	10	+19.917	138.5
17	100 Eckart BOLLMAN		Retroteck Racing	Ford Escort	X	3:05.860	8	10	+23.690	135.7
18	59 Gary WAIT		Drummond Distribution / GW Motorsport	Ford Escort Cosworth	X	3:07.566	2	3	+25.396	134.4
19	8 Mark FREEMANTLE		Mark Freemantle	Ford MK1 Escort	X	3:08.710	2	3	+26.540	133.6
20	42 Dawn BOYD		Finsport	Honda Civic Type R	HON	3:08.803	8	9	+26.633	133.5
21	1 Alan EASON		Alan Eason	Ford Fiesta XR2	C	3:09.156	8	10	+26.986	133.3
22	56 Andrew SHERATON		Andrew Sheraton	BMW E30	X	3:12.092	8	8	+29.922	131.3
23	333 Jonathan CREASEY		Paintperfect Motorsport	Renault Clio	X	3:15.315	8	9	+33.145	129.1
24	2 John EDWARDS-PARTON		Last of the Summer Wine Racing	Ford Fiesta	C	3:15.464	9	9	+33.294	129.0
25	50 Kerry MICHAEL		Bravoracing	Ford Escort	X	3:16.035	2	3	+33.865	128.6
26	12 Demetris NEOPHYTOU		Demetris Neophytou	Ford Fiesta Mk1 x/flow	C	3:21.793	5	7	+39.623	125.0
27	44 Ian FROGGATT		Ian Froggatt	Subaru Impreza	A4					


Fastest Lap	Lap 7	Dave COCKELL	2:42.170	155.5 Kph
--------------------	-------	--------------	-----------------	-----------

Published at:

Track Status: **DRY**

Race Director:	Timekeeper:
-----------------------	--------------------






CLASSIC TOURING CARS - GROUP 2
SPA RACING FESTIVAL
FREE PRACTICE

Best Sector Times

SECTOR 1			SECTOR 2			SECTOR 3			Pos	Driver	Ideal Lap	Best Lap
Pos	Driver	Time	Driver	Time	Driver	Time						
1	95 D.COCKELL	44.439	95 D.COCKELL	1:15.809	95 D.COCKELL	41.315	1	95 D.COCKELL	2'41.563	2:42.170	(1)	
2	6 A.ROBINSON	44.648	6 A.ROBINSON	1:16.280	6 A.ROBINSON	41.529	2	6 A.ROBINSON	2'42.457	2:42.904	(2)	
3	16 V.FLETCHER	46.313	55 J.DAVIES	1:17.934	55 J.DAVIES	42.786	3	55 J.DAVIES	2'47.212	2:47.464	(3)	
4	55 J.DAVIES	46.492	16 V.FLETCHER	1:18.450	16 V.FLETCHER	43.076	4	16 V.FLETCHER	2'47.839	2:48.564	(4)	
5	82 B.GELMAN	47.583	82 B.GELMAN	1:18.753	82 B.GELMAN	43.769	5	82 B.GELMAN	2'50.105	2:50.383	(6)	
6	5 A.BIRD	49.354	112 B.LIDSEY	1:19.597	19 G.WAIT	44.293	6	19 G.WAIT	2'53.828	2:54.226	(7)	
7	19 G.WAIT	49.379	19 G.WAIT	1:20.156	112 B.LIDSEY	45.199	7	5 A.BIRD	2'55.399	2:55.728	(9)	
8	40 K.COLEMAN	50.561	5 A.BIRD	1:20.180	33 P.NEVILL	45.424	8	112 B.LIDSEY	2'55.997	2:56.351	(10)	
9	17 O.ALLEN	50.666	17 O.ALLEN	1:20.490	40 K.COLEMAN	45.425	9	33 P.NEVILL	2'57.408	2:58.042	(12)	
10	33 P.NEVILL	50.955	33 P.NEVILL	1:21.029	67 M.KEMP	45.593	10	40 K.COLEMAN	2'57.493	2:58.198	(13)	
11	67 M.KEMP	51.018	67 M.KEMP	1:21.038	5 A.BIRD	45.865	11	67 M.KEMP	2'57.649	2:57.991	(11)	
12	112 B.LIDSEY	51.201	40 K.COLEMAN	1:21.507	17 O.ALLEN	46.587	12	17 O.ALLEN	2'57.743	2:59.769	(15)	
13	7 L.BENNETT	51.701	7 L.BENNETT	1:23.262	7 L.BENNETT	46.897	13	7 L.BENNETT	3'01.860	3:02.087	(16)	
14	100 E.BOLLMAN	53.295	100 E.BOLLMAN	1:24.026	100 E.BOLLMAN	48.225	14	100 E.BOLLMAN	3'05.546	3:05.860	(17)	
15	42 D.BOYD	53.656	1 A.EASON	1:24.809	59 G.WAIT	48.312	15	59 G.WAIT	3'07.566	3:07.566	(18)	
16	59 G.WAIT	53.780	56 A.SHERATON	1:24.980	42 D.BOYD	48.376	16	42 D.BOYD	3'08.112	3:08.803	(20)	
17	1 A.EASON	54.950	59 G.WAIT	1:25.474	1 A.EASON	49.397	17	1 A.EASON	3'09.156	3:09.156	(21)	
18	2 J.EDWARDS-PARTON	55.875	42 D.BOYD	1:26.080	56 A.SHERATON	50.420	18	56 A.SHERATON	3'11.896	3:12.092	(22)	
19	56 A.SHERATON	56.496	2 J.EDWARDS-PARTON	1:28.290	2 J.EDWARDS-PARTON	50.754	19	2 J.EDWARDS-PARTON	3'14.919	3:15.464	(24)	
20	12 D.NEOPHYTOU	56.944	12 D.NEOPHYTOU	1:31.213	12 D.NEOPHYTOU	53.075	20	12 D.NEOPHYTOU	3'21.232	3:21.793	(26)	





CLASSIC TOURING CARS - GROUP 2

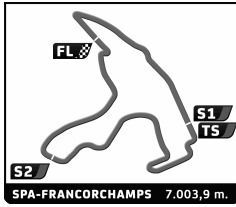
SPA RACING FESTIVAL

After FREE PRACTICE

Event maximum speed

Driver	Team	Car	Class	Top Speed	Lap	Session
16 Vaughan FLETCHER	Vaughan Fletcher	Subaru Impreza	A4	225.5	9	FREE PRACTICE
95 Dave COCKELL	PPX Metal Management Ltd	Ford Escort Cosworth	A4	225.5	8	FREE PRACTICE
55 Jason DAVIES	M+S Engineering / MSE Race Engines	Ford Sierra Cosworth	A2	213.0	5	FREE PRACTICE
82 Bradley GELMAN	Bradley Gelman	Ford Sierra Cosworth	B	211.4	7	FREE PRACTICE
6 Andy ROBINSON	A Robinson Autocentre Ltd	Ford Falcon V8 Supercar	A2	209.7	5	FREE PRACTICE
67 Marc KEMP	Panic Link Motorsport	Honda Civic Type R	HON	201.5	2	FREE PRACTICE
5 Ashley BIRD	Team Mawsley Motor Company	Ford Sierra XR4i	A2	198.9	8	FREE PRACTICE
100 Eckart BOLLMAN	Retroteck Racing	Ford Escort	X	196.0	5	FREE PRACTICE
112 Brett LIDSEY	20Ten Racing	Renault Clio	X	194.6	10	FREE PRACTICE
33 Paul NEVILL	Paul Nevill	Ford Escort RS2000	B	193.9	8	FREE PRACTICE
42 Dawn BOYD	Finsport	Honda Civic Type R	HON	191.2	7	FREE PRACTICE
17 Olly ALLEN	ORA Motor Services	Ford Fiesta	B	187.2	7	FREE PRACTICE
19 Graham WAIT	Driver	Ford Sierra	A4	185.6	4	FREE PRACTICE
56 Andrew SHERATON	Andrew Sheraton	BMW E30	X	185.2	6	FREE PRACTICE
40 Kenny COLEMAN	K+S Motorsport	Honda Civic Type R	INV	183.1	7	FREE PRACTICE
2 John EDWARDS-PARTON	Last of the Summer Wine Racing	Ford Fiesta	C	182.1	9	FREE PRACTICE
7 Luke BENNETT	Heron Motorsport	Ford Capri	X	181.8	5	FREE PRACTICE
1 Alan EASON	Alan Eason	Ford Fiesta XR2	C	181.5	4	FREE PRACTICE
12 Demetris NEOPHYTOU	Demetris Neophytou	Ford Fiesta Mk1 x/flow	C	171.4	6	FREE PRACTICE
59 Gary WAIT	Drummond Distribution / GW Motorsport	Ford Escort Cosworth	X	170.1	2	FREE PRACTICE





CLASSIC TOURING CARS - GROUP 2


SPA RACING FESTIVAL

FREE PRACTICE

Fastest Lap Sequence

Practice Time	Driver	Team	Car	Class	Time	Kph	Lap
6:21.118	55 Jason DAVIES	M+S Engineering / MSE Race Engines	Ford Sierra Cosworth	A2	2:57.039	142.4	2
6:44.523	6 Andy ROBINSON	A Robinson Autocentre Ltd	Ford Falcon V8 Supercar	A2	2:56.793	142.6	2
9:14.431	55 Jason DAVIES	M+S Engineering / MSE Race Engines	Ford Sierra Cosworth	A2	2:53.313	145.5	3
9:30.890	6 Andy ROBINSON	A Robinson Autocentre Ltd	Ford Falcon V8 Supercar	A2	2:46.367	151.6	3
12:14.488	6 Andy ROBINSON	A Robinson Autocentre Ltd	Ford Falcon V8 Supercar	A2	2:43.598	154.1	4
14:57.392	6 Andy ROBINSON	A Robinson Autocentre Ltd	Ford Falcon V8 Supercar	A2	2:42.904	154.8	5
22:26.939	95 Dave COCKELL	PPX Metal Management Ltd	Ford Escort Cosworth	A4	2:42.170	155.5	7





CLASSIC TOURING CARS - GROUP 2

SPA RACING FESTIVAL


FREE PRACTICE

Analysis

Personal Best Session Best B Crossing the finish line in pit lane

Lap	Time	Sector 1	Sector 2	Sector 3	Kph	Elapsed	Lap	Time	Sector 1	Sector 2	Sector 3	Kph	Elapsed
1 Alan EASON Alan Eason Ford Fiesta XR2							3	3:05.523	52.292	1:26.058	47.173	135.9	9:45.403
1	3:43.240	1:00.263	1:46.129	56.848	112.9	3:43.240	4	3:04.309	52.286	1:25.037	46.986	136.8	12:49.712
2	3:22.445	59.449	1:30.350	52.646	124.5	7:05.685	5	3:03.734	52.516	1:24.106	47.112	137.2	15:53.446
3	3:17.148	56.985	1:28.226	51.937	127.9	10:22.833	6	3:07.403	53.311	1:26.355	47.737	134.5	19:00.849
4	3:15.511	56.542	1:28.089	50.880	129.0	13:38.344	7	3:05.348	52.468	1:25.190	47.690	136.0	22:06.197
5	3:15.384	56.015	1:27.623	51.746	129.0	16:53.728	8	3:03.641	52.696	1:23.262	47.683	137.3	25:09.838
6	3:11.740	55.770	1:26.439	49.531	131.5	20:05.468	9	3:02.087	51.701	1:23.420	46.966	138.5	28:11.925
7	3:12.653	55.842	1:29.355	49.456	130.9	23:18.121	10	3:02.965	52.163	1:23.905	46.897	137.8	31:14.890
8	3:09.156	54.950	1:24.809	49.397	133.3	26:27.277							
9	3:11.568	55.276	1:25.972	50.320	131.6	29:38.845							
10	3:14.658	55.163	1:28.274	51.221	129.5	32:53.503							
2 John EDWARDS-PARTON Last of the Summer Wine Racing Ford Fiesta							8 Mark FREEMANTLE Mark Freemantle Ford MK1 Escort						
1	3:46.742	58.586	1:47.137	1:01.019	111.2	3:46.742	1	7:03.355				59.6	7:03.355
2	3:34.654	1:01.137	1:36.436	57.081	117.5	7:21.396	2	3:08.710				133.6	10:12.065
3	3:26.877	59.602	1:32.852	54.423	121.9	10:48.273	3	3:09.476				133.1	13:21.541
4	3:27.393	1:00.030	1:32.891	54.472	121.6	14:15.666							
5	3:18.856	57.247	1:29.767	51.842	126.8	17:34.522							
6	3:16.700	57.207	1:28.290	51.203	128.2	20:51.222							
7	3:18.097	56.855	1:28.668	52.574	127.3	24:09.319							
8	3:15.597	55.875	1:28.553	51.169	128.9	27:24.916							
9	3:15.464	56.211	1:28.499	50.754	129.0	30:40.380							
5 Ashley BIRD Team Mawsley Motor Company Ford Sierra XR4i							12 Demetris NEOPHYTOU Demetris Neophytou Ford Fiesta Mk1 x/flow						
1	3:19.819	57.065	1:32.560	50.194	126.2	3:19.819	1	3:44.955	56.642	1:46.424	1:01.889	112.1	3:44.955
2	3:03.583	53.060	1:22.966	47.557	137.3	6:23.402	2	3:33.641	1:02.054	1:35.148	56.439	118.0	7:18.596
3	2:57.042	50.067	1:20.783	46.192	142.4	9:20.444	3	3:28.307	59.054	1:34.577	54.676	121.0	10:46.903
4	2:58.110	50.135	1:21.531	46.444	141.6	12:18.554	4	3:32.977	58.995	1:34.650	59.332	118.4	14:19.880
5	2:56.601	50.239	1:20.263	46.099	142.8	15:15.155	5	3:21.793	57.505	1:31.213	53.075	125.0	17:41.673
6	2:55.728	49.559	1:20.304	45.865	143.5	18:10.883	6	3:30.197	58.056	1:33.053	59.088	120.0	21:11.870
7	2:56.718	49.607	1:20.450	46.661	142.7	21:07.601	7	3:45.241 B	56.944	1:33.266	1:15.031	111.9	24:57.111
8	2:56.236	49.354	1:20.180	46.702	143.1	24:03.837							
9	3:00.705	50.159	1:24.357	46.189	139.5	27:04.542							
10	3:01.021	49.414	1:20.658	50.949	139.3	30:05.563							
6 Andy ROBINSON A Robinson Autocentre Ltd Ford Falcon V8 Supercar							16 Vaughan FLETCHER Vaughan Fletcher Subaru Impreza						
1	3:47.730	1:17.679	1:38.832	51.219	110.7	3:47.730	1	3:50.335	1:14.997	1:36.242	59.096	109.5	3:50.335
2	2:56.793	51.490	1:19.729	45.574	142.6	6:44.523	2	3:29.856	1:01.016	1:33.913	54.927	120.1	7:20.191
3	2:46.367	46.537	1:18.143	41.687	151.6	9:30.890	3	3:03.471	52.881	1:23.753	46.837	137.4	10:23.662
4	2:43.598	44.805	1:16.994	41.799	154.1	12:14.488	4	3:00.922	51.789	1:22.606	46.527	139.4	13:24.584
5	2:42.904	44.648	1:16.372	41.884	154.8	14:57.392	5	2:58.233	49.786	1:23.271	45.176	141.5	16:22.817
6	2:43.959	44.810	1:17.087	42.062	153.8	17:41.351	6	6:18.020	4:12.020	1:22.004	43.996	66.7	22:40.837
7	2:43.425	44.743	1:16.280	42.402	154.3	20:24.776	7	2:51.021	48.915	1:19.030	43.076	147.4	25:31.858
8	4:34.306	2:31.900	1:18.858	43.548	91.9	24:59.082	8	2:50.818	47.303	1:19.454	44.061	147.6	28:22.676
9	2:44.188	45.667	1:16.992	41.529	153.6	27:43.270	9	2:48.564	46.313	1:18.450	43.801	149.6	31:11.240
10	2:45.766	44.859	1:18.249	42.658	152.1	30:29.036							
7 Luke BENNETT Heron Motorsport Ford Capri							17 Oily ALLEN ORA Motor Services Ford Fiesta						
1	3:34.704	1:10.172	1:33.542	50.990	117.4	3:34.704	1	3:34.331	1:02.710	1:37.457	54.164	117.6	3:34.331
2	3:05.176	53.322	1:24.641	47.213	136.2	6:39.880	2	3:10.979	54.424	1:25.339	51.216	132.0	6:45.310
							3	3:06.827	51.589	1:25.649	49.589	135.0	9:52.137
							4	3:02.539	52.507	1:22.536	47.496	138.1	12:54.676
							5	3:03.348	51.832	1:24.270	47.246	137.5	15:58.024
							6	2:59.769	51.055	1:22.120	46.594	140.3	18:57.793
							7	3:00.483	50.666	1:23.230	46.587	139.7	21:58.276
							8	3:09.947 B	51.703	1:20.490	57.754	132.7	25:08.223
							19 Graham WAIT Driver Ford Sierra						
							1	3:52.535	1:13.632	1:42.269	56.634	108.4	3:52.535
							2	3:21.377	57.916	1:32.978	50.483	125.2	7:13.912
							3	2:58.786	49.456	1:23.278	46.052	141.0	10:12.698
							4	2:56.745	51.068	1:21.068	44.609	142.7	13:09.443
							5	3:00.237	50.251	1:23.327	46.659	139.9	16:09.680





CLASSIC TOURING CARS - GROUP 2

SPA RACING FESTIVAL

FREE PRACTICE

Analysis

Personal Best Session Best B Crossing the finish line in pit lane

Lap	Time	Sector 1	Sector 2	Sector 3	Kph	Elapsed
6	2:54.922	49.648	1:20.515	44.759	144.1	19:04.602
7	2:54.226	49.777	1:20.156	44.293	144.7	21:58.828
8	2:58.418	49.379	1:21.047	47.992	141.3	24:57.246
9	2:58.957	52.140	1:22.163	44.654	140.9	27:56.203
10	3:43.548 B	1:00.554	1:30.142	1:12.852	112.8	31:39.751

Lap	Time	Sector 1	Sector 2	Sector 3	Kph	Elapsed
3	3:00.190				139.9	9:47.686
4	2:59.016				140.8	12:46.702
5	3:01.149				139.2	15:47.851
6	8:16.864				50.7	24:04.715
7	2:52.495				146.2	26:57.210
8	2:50.367				148.0	29:47.577
9	2:49.476				148.8	32:37.053

26	Pantelis CHRISTOFOROU					
	Pantelis Christoforou					Ford Escort
1	3:46.586				111.3	3:46.586
2	3:04.476				136.7	6:51.062
3	5:58.431				70.3	12:49.493
4	2:57.334				142.2	15:46.827
5	2:55.125				144.0	18:41.952
6	2:56.773				142.6	21:38.725
7	4:29.969				93.4	26:08.694
8	3:12.508				131.0	29:21.202

50	Kerry MICHAEL					
	Bravoracing					Ford Escort
1	6:54.233				60.9	6:54.233
2	3:16.035				128.6	10:10.268
3	10:43.467				39.2	20:53.735

33	Paul NEVILL					
	Paul Nevill					Ford Escort RS2000
1	3:39.664	1:00.728	1:40.561	58.375	114.8	3:39.664
2	3:06.667	53.058	1:25.006	48.603	135.1	6:46.331
3	3:05.511	51.542	1:25.260	48.709	135.9	9:51.842
4	2:58.894	52.441	1:21.029	45.424	140.9	12:50.736
5	2:59.457	51.552	1:21.895	46.010	140.5	15:50.193
6	2:59.165	50.955	1:22.155	46.055	140.7	18:49.358
7	2:58.042	51.024	1:21.259	45.759	141.6	21:47.400

55	Jason DAVIES					
	M+S Engineering / MSE Race Engines					Ford Sierra Cosworth
1	3:24.079	59.528	1:34.242	50.309	123.6	3:24.079
2	2:57.039	50.648	1:21.576	44.815	142.4	6:21.118
3	2:53.313	47.895	1:20.357	45.061	145.5	9:14.431
4	2:49.715	47.169	1:18.817	43.729	148.6	12:04.146
5	2:48.454	46.492	1:18.301	43.661	149.7	14:52.600
6	2:50.095	46.825	1:19.226	44.044	148.2	17:42.695
7	2:47.464	46.744	1:17.934	42.786	150.6	20:30.159
8	2:49.996	47.137	1:19.109	43.750	148.3	23:20.155
9	3:04.124	47.693	1:23.448	52.983	136.9	26:24.279

40	Kenny COLEMAN					
	K+S Motorsport					Honda Civic Type R
1	3:36.854	1:09.583	1:32.097	55.174	116.3	3:36.854
2	3:04.745	53.658	1:23.622	47.465	136.5	6:41.599
3	3:02.169	51.957	1:24.140	46.072	138.4	9:43.768
4	2:58.198	51.266	1:21.507	45.425	141.5	12:41.966
5	3:08.755	51.983	1:29.028	47.744	133.6	15:50.721
6	3:03.442	53.854	1:24.021	45.567	137.5	18:54.163
7	2:58.879	51.204	1:21.821	45.854	141.0	21:53.042
8	3:12.996 B	50.561	1:23.941	58.494	130.6	25:06.038
9	4:56.444	2:48.248	1:21.658	46.538	85.1	30:02.482

56	Andrew SHERATON					
	Andrew Sheraton					BMW E30
1	7:59.018	5:32.792	1:32.436	53.790	52.6	7:59.018
2	3:21.165	58.224	1:30.271	52.670	125.3	11:20.183
3	3:21.862	58.535	1:31.595	51.732	124.9	14:42.045
4	3:19.676	57.477	1:28.905	53.294	126.3	18:01.721
5	3:18.286	57.197	1:29.113	51.976	127.2	21:20.007
6	3:15.426	56.496	1:26.167	52.763	129.0	24:35.433
7	3:15.729	56.630	1:26.200	52.899	128.8	27:51.162
8	3:12.092	56.692	1:24.980	50.420	131.3	31:03.254

42	Dawn BOYD					
	Finsport					Honda Civic Type R
1	3:39.519	56.251	1:44.619	58.649	114.9	3:39.519
2	3:22.033	57.898	1:31.785	52.350	124.8	7:01.552
3	3:18.188	54.759	1:30.283	53.146	127.2	10:19.740
4	3:12.168	54.651	1:28.155	49.362	131.2	13:31.908
5	3:11.762	54.592	1:28.794	48.376	131.5	16:43.670
6	3:10.211	53.656	1:27.382	49.173	132.6	19:53.881
7	3:09.386	53.971	1:26.080	49.335	133.1	23:03.267
8	3:08.803	54.088	1:26.323	48.392	133.5	26:12.070
9	3:20.021	54.243	1:26.908	58.870	126.1	29:32.091


59	Gary WAIT					
	Drummond Distribution / GW Motorsport					Ford Escort Cosworth
1	3:40.444	1:05.960	1:37.649	56.835	114.4	3:40.444
2	3:07.566	53.780	1:25.474	48.312	134.4	6:48.010
3	3:28.947	55.122	1:29.969	1:03.856	120.7	10:16.957

43	Tom KNIGHT					
	Knight Scaffolding Ltd					BMW E36 M3
1	3:45.217				112.0	3:45.217
2	3:02.279				138.3	6:47.496

67	Marc KEMP					
	Panic Link Motorsport					Honda Civic Type R
1	3:41.957	1:16.827	1:32.705	52.425	113.6	3:41.957
2	2:59.164	52.225	1:21.038	45.901	140.7	6:41.121
3	3:00.131	51.612	1:21.881	46.638	140.0	9:41.252
4	2:57.991	51.018	1:21.380	45.593	141.7	12:39.243
5	3:48.700 B	53.773	1:42.428	1:12.499	110.2	16:27.943

82	Bradley GELMAN					
	Bradley Gelman					Ford Sierra Cosworth
1	3:50.134	1:11.549	1:37.092	1:01.493	109.6	3:50.134
2	3:23.919	58.580	1:33.969	51.370	123.6	7:14.053





CLASSIC TOURING CARS - GROUP 2

SPA RACING FESTIVAL

FREE PRACTICE

Analysis

■ Personal Best ■ Session Best B Crossing the finish line in pit lane

Lap	Time	Sector 1	Sector 2	Sector 3	Kph	Elapsed	Lap	Time	Sector 1	Sector 2	Sector 3	Kph	Elapsed
3	3:00.398	50.308	1:23.373	46.717	139.8	10:14.451	7	9:41.075				43.4	28:27.132
4	2:57.106	49.927	1:21.938	45.241	142.4	13:11.557	8	2:59.350				140.6	31:26.482
5	5:09.596	3:01.821	1:21.338	46.437	81.4	18:21.153							
6	2:53.026	48.757	1:19.856	44.413	145.7	21:14.179							
7	2:54.039	48.020	1:19.008	47.011	144.9	24:08.218							
8	2:52.519	47.903	1:20.134	44.482	146.2	27:00.737							
9	2:50.383	47.861	1:18.753	43.769	148.0	29:51.120							
10	2:50.985	47.583	1:18.904	44.498	147.5	32:42.105							

95 Dave COCKELL		PPX Metal Management Ltd		Ford Escort Cosworth		
1	3:49.005	1:10.629	1:37.043	1:01.333	110.1	3:49.005
2	3:02.951	56.224	1:19.210	47.517	137.8	6:51.956
3	4:30.448	2:22.438	1:22.977	45.033	93.2	11:22.404
4	2:52.722	47.583	1:19.189	45.950	146.0	14:15.126
5	2:44.629	45.447	1:17.062	42.120	153.2	16:59.755
6	2:45.014	45.859	1:17.485	41.670	152.8	19:44.769
7	2:42.170	44.476	1:16.379	41.315	155.5	22:26.939
8	2:43.120	44.662	1:16.094	42.364	154.6	25:10.059
9	2:42.836	44.439	1:16.644	41.753	154.8	27:52.895
10	2:44.437	45.120	1:15.809	43.508	153.3	30:37.332


100 Eckart BOLLMAN		Retroteck Racing		Ford Escort		
1	3:47.280	1:17.241	1:32.979	57.060	110.9	3:47.280
2	3:13.602	58.448	1:25.592	49.562	130.2	7:00.882
3	3:06.786	53.570	1:24.037	49.179	135.0	10:07.668
4	3:06.955	53.494	1:24.827	48.634	134.9	13:14.623
5	3:06.822	53.295	1:24.963	48.564	135.0	16:21.445
6	3:08.105	55.337	1:24.390	48.378	134.0	19:29.550
7	3:08.421	53.716	1:26.321	48.384	133.8	22:37.971
8	3:05.860	53.609	1:24.026	48.225	135.7	25:43.831
9	3:06.165	53.395	1:24.326	48.444	135.4	28:49.996
10	3:07.786	53.610	1:24.446	49.730	134.3	31:57.782

112 Brett LIDSEY		20Ten Racing		Renault Clio		
1	3:25.432	58.602	1:36.947	49.883	122.7	3:25.432
2	3:10.069	54.974	1:26.231	48.864	132.7	6:35.501
3	3:07.144	53.745	1:25.060	48.339	134.7	9:42.645
4	3:03.185	53.394	1:23.011	46.780	137.6	12:45.830
5	3:05.487	53.002	1:24.915	47.570	135.9	15:51.317
6	3:00.952	52.592	1:22.288	46.072	139.3	18:52.269
7	2:58.777	52.046	1:20.948	45.783	141.0	21:51.046
8	2:58.057	52.112	1:19.978	45.967	141.6	24:49.103
9	2:57.138	51.887	1:20.052	45.199	142.3	27:46.241
10	2:56.351	51.201	1:19.597	45.553	143.0	30:42.592

144 Nathan DEW		NMD Automotive		Honda Integra S1	
1	3:39.056			115.1	3:39.056
2	3:03.528			137.4	6:42.584
3	3:02.067			138.5	9:44.651
4	2:58.468			141.3	12:43.119
5	3:01.790			138.7	15:44.909
6	3:01.148			139.2	18:46.057

333 Jonathan CREASEY		Paintperfect Motorsport		Renault Clio	
1	3:42.574			113.3	3:42.574
2	3:37.949			115.7	7:20.523
3	3:29.232			120.5	10:49.755
4	3:21.936			124.9	14:11.691
5	3:18.796			126.8	17:30.487
6	3:17.971			127.4	20:48.458
7	3:22.270			124.7	24:10.728
8	3:15.315			129.1	27:26.043
9	3:18.310			127.1	30:44.353





CLASSIC TOURING CARS - GROUP 2
SPA RACING FESTIVAL
QUALIFYING

Provisional Classification

Nr.	Driver	Nat	Team	Car		Time	Lap	Total	Gap	Kph
1	95 Dave COCKELL		PPX Metal Management Ltd	Ford Escort Cosworth	A4	2:38.861	8	9	-	158.7
2	6 Andy ROBINSON		A Robinson Autocentre Ltd	Ford Falcon V8 Supercar	A2	2:40.093	7	11	+1.232	157.5
3	16 Vaughan FLETCHER		Vaughan Fletcher	Subaru Impreza	A4	2:44.124	9	11	+5.263	153.6
4	43 Tom KNIGHT		Knight Scaffolding Ltd	BMW E36 M3	B	2:46.202	5	10	+7.341	151.7
5	82 Bradley GELMAN		Bradley Gelman	Ford Sierra Cosworth	B	2:48.406	8	9	+9.545	149.7
6	44 Ian FROGGATT		Ian Froggatt	Subaru Impreza	A4	2:48.623	8	10	+9.762	149.5
7	55 Jason DAVIES		M+S Engineering / MSE Race Engine	Ford Sierra Cosworth	A2	2:51.172	2	3	+12.311	147.3
8	5 Ashley BIRD		Team Mawsley Motor Company	Ford Sierra XR4i	A2	2:51.938	7	9	+13.077	146.6
9	112 Brett LIDSEY		20Ten Racing	Renault Clio	X	2:52.832	8	9	+13.971	145.9
10	17 Olly ALLEN		ORA Motor Services	Ford Fiesta	B	2:53.514	6	7	+14.653	145.3
11	19 Graham WAIT		Driver	Ford Sierra	A4	2:53.925	3	4	+15.064	145.0
12	26 Pantelis CHRISTOFOROU		Pantelis Christoforou	Ford Escort	B	2:54.123	10	10	+15.262	144.8
13	50 Kerry MICHAEL		Bravoracing	Ford Escort	X	2:57.599	8	10	+18.738	142.0
14	40 Kenny COLEMAN		K+S Motorsport	Honda Civic Type R	INV	2:57.731	5	10	+18.870	141.9
15	144 Nathan DEW		NMD Automotive	Honda Integra S1	INV	2:58.565	6	7	+19.704	141.2
16	7 Luke BENNETT		Heron Motorsport	Ford Capri	X	3:01.231	10	10	+22.370	139.1
17	33 Paul NEVILL		Paul Nevill	Ford Escort RS2000	B	3:03.293	3	4	+24.432	137.6
18	42 Dawn BOYD		Finsport	Honda Civic Type R	HON	3:04.942	9	9	+26.081	136.3
19	100 Eckart BOLLMAN		Retroteck Racing	Ford Escort	X	3:05.022	7	10	+26.161	136.3
20	8 Mark FREEMANTLE		Mark Freemantle	Ford MK1 Escort	X	3:05.458	6	6	+26.597	136.0
21	1 Alan EASON		Alan Eason	Ford Fiesta XR2	C	3:06.386	4	7	+27.525	135.3
22	333 Jonathan CREASEY		Paintperfect Motorsport	Renault Clio	X	3:07.653	7	9	+28.792	134.4
23	12 Demetris NEOPHYTOU		Demetris Neophytou	Ford Fiesta Mk1 x/flow	C	3:08.456	9	9	+29.595	133.8
24	2 John EDWARDS-PARTON		Last of the Summer Wine Racing	Ford Fiesta	C	3:09.318	5	6	+30.457	133.2
25	56 Andrew SHERATON		Andrew Sheraton	BMW E30	X	3:11.260	9	10	+32.399	131.8
26	67 Marc KEMP		Panic Link Motorsport	Honda Civic Type R	HON	3:31.332	2	2	+52.471	119.3
27	59 Gary WAIT		Drummond Distribution / GW Motorsport	Ford Escort Cosworth	X	4:26.622	2	2	+1:47.761	94.6

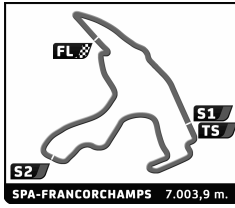
Fastest Lap	Lap 8	Dave COCKELL	2:38.861	158.7 Kph
--------------------	-------	--------------	-----------------	-----------

Published at:

Track Status: **DRY**

Race Director:	Timekeeper:
-----------------------	--------------------






CLASSIC TOURING CARS - GROUP 2
SPA RACING FESTIVAL
QUALIFYING

Best Sector Times

SECTOR 1			SECTOR 2			SECTOR 3			Pos	Driver	Ideal Lap	Best Lap
Pos	Driver	Time	Driver	Time	Driver	Time						
1	95 D.COCKELL	43.894	95 D.COCKELL	1:14.588	95 D.COCKELL	40.169	1	95 D.COCKELL	2:38.651	2:38.861	(1)	
2	6 A.ROBINSON	44.149	6 A.ROBINSON	1:15.468	6 A.ROBINSON	40.309	2	6 A.ROBINSON	2:39.926	2:40.093	(2)	
3	16 V.FLETCHER	45.151	43 T.KNIGHT	1:15.937	16 V.FLETCHER	41.949	3	16 V.FLETCHER	2:43.631	2:44.124	(3)	
4	44 I.FROGGATT	47.039	16 V.FLETCHER	1:16.531	43 T.KNIGHT	42.381	4	43 T.KNIGHT	2:45.999	2:46.202	(4)	
5	55 J.DAVIES	47.403	82 B.GELMAN	1:17.755	82 B.GELMAN	43.142	5	82 B.GELMAN	2:48.316	2:48.406	(5)	
6	82 B.GELMAN	47.419	44 I.FROGGATT	1:17.781	55 J.DAVIES	43.168	6	44 I.FROGGATT	2:48.416	2:48.623	(6)	
7	43 T.KNIGHT	47.681	112 B.LIDSEY	1:18.031	44 I.FROGGATT	43.596	7	55 J.DAVIES	2:49.625	2:51.172	(7)	
8	19 G.WAIT	48.516	P.CHRISTOFOROU	1:18.357	112 B.LIDSEY	44.150	8	5 A.BIRD	2:51.475	2:51.938	(8)	
9	5 A.BIRD	48.600	67 M.KEMP	1:18.415	5 A.BIRD	44.254	9	112 B.LIDSEY	2:52.662	2:52.832	(9)	
10	17 O.ALLEN	49.765	17 O.ALLEN	1:18.417	19 G.WAIT	44.503	10	17 O.ALLEN	2:53.364	2:53.514	(10)	
11	P.CHRISTOFOROU	49.850	5 A.BIRD	1:18.621	26 P.CHRISTOFOROU	45.163	11	26 P.CHRISTOFOROU	2:53.370	2:54.123	(12)	
12	112 B.LIDSEY	50.481	55 J.DAVIES	1:19.054	17 O.ALLEN	45.182	12	19 G.WAIT	2:53.609	2:53.925	(11)	
13	50 K.MICHAEL	50.781	19 G.WAIT	1:20.590	40 K.COLEMAN	45.572	13	50 K.MICHAEL	2:57.403	2:57.599	(13)	
14	40 K.COLEMAN	50.851	50 K.MICHAEL	1:20.923	50 K.MICHAEL	45.699	14	40 K.COLEMAN	2:57.731	2:57.731	(14)	
15	67 M.KEMP	51.121	144 N.DEW	1:21.040	144 N.DEW	45.802	15	144 N.DEW	2:58.306	2:58.565	(15)	
16	144 N.DEW	51.464	40 K.COLEMAN	1:21.308	7 L.BENNETT	46.582	16	7 L.BENNETT	3:01.160	3:01.231	(16)	
17	8 M.FREEMANTLE	51.521	7 L.BENNETT	1:22.517	33 P.NEVILL	47.431	17	67 M.KEMP	3:03.128	3:31.332	(26)	
18	7 L.BENNETT	52.061	333 J.CREASEY	1:22.963	100 E.BOLLMAN	47.607	18	33 P.NEVILL	3:03.293	3:03.293	(17)	
19	33 P.NEVILL	52.491	100 E.BOLLMAN	1:23.210	42 D.BOYD	47.632	19	8 M.FREEMANTLE	3:03.794	3:05.458	(20)	
20	42 D.BOYD	52.762	33 P.NEVILL	1:23.371	1 A.EASON	47.864	20	100 E.BOLLMAN	3:04.299	3:05.022	(19)	
21	59 G.WAIT	52.896	1 A.EASON	1:23.630	8 M.FREEMANTLE	47.909	21	42 D.BOYD	3:04.439	3:04.942	(18)	
22	100 E.BOLLMAN	53.482	42 D.BOYD	1:24.045	333 J.CREASEY	48.378	22	1 A.EASON	3:05.803	3:06.386	(21)	
23	1 A.EASON	54.309	12 D.NEOPHYTOU	1:24.108	12 D.NEOPHYTOU	49.149	23	333 J.CREASEY	3:07.375	3:07.653	(22)	
24	J.EDWARDS-PARTON	54.459	J.EDWARDS-PARTON	1:24.235	56 A.SHERATON	49.254	24	2 J.EDWARDS-PARTON	3:08.303	3:09.318	(24)	
25	12 D.NEOPHYTOU	55.199	8 M.FREEMANTLE	1:24.364	2 J.EDWARDS-PARTON	49.609	25	12 D.NEOPHYTOU	3:08.456	3:08.456	(23)	
26	333 J.CREASEY	56.034	56 A.SHERATON	1:25.287	59 G.WAIT	52.457	26	56 A.SHERATON	3:11.081	3:11.260	(25)	
27	56 A.SHERATON	56.540	59 G.WAIT	1:45.422	67 M.KEMP	53.592	27	59 G.WAIT	3:30.775	4:26.622	(27)	





CLASSIC TOURING CARS - GROUP 2

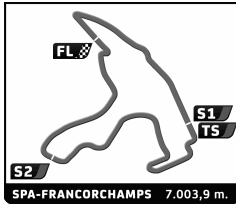
SPA RACING FESTIVAL

After QUALIFYING

Event maximum speed

Driver	Team	Car	Class	Top Speed	Lap	Session
16 Vaughan FLETCHER	Vaughan Fletcher	Subaru Impreza	A4	225.5	9	FREE PRACTICE
95 Dave COCKELL	PPX Metal Management Ltd	Ford Escort Cosworth	A4	225.5	8	FREE PRACTICE
43 Tom KNIGHT	Knight Scaffolding Ltd	BMW E36 M3	B	217.7	8	QUALIFYING
55 Jason DAVIES	M+S Engineering / MSE Race Engines	Ford Sierra Cosworth	A2	213.0	5	FREE PRACTICE
6 Andy ROBINSON	A Robinson Autocentre Ltd	Ford Falcon V8 Supercar	A2	212.6	5	QUALIFYING
82 Bradley GELMAN	Bradley Gelman	Ford Sierra Cosworth	B	211.4	7	FREE PRACTICE
26 Pantelis CHRISTOFOROU	Pantelis Christoforou	Ford Escort	B	203.0	6	QUALIFYING
44 Ian FROGGATT	Ian Froggatt	Subaru Impreza	A4	202.6	8	QUALIFYING
67 Marc KEMP	Panic Link Motorsport	Honda Civic Type R	HON	201.5	2	FREE PRACTICE
5 Ashley BIRD	Team Mawsley Motor Company	Ford Sierra XR4i	A2	198.9	8	FREE PRACTICE
100 Eckart BOLLMAN	Retroteck Racing	Ford Escort	X	196.0	5	FREE PRACTICE
112 Brett LIDSEY	20Ten Racing	Renault Clio	X	195.7	5	QUALIFYING
50 Kerry MICHAEL	Bravoracing	Ford Escort	X	194.9	10	QUALIFYING
33 Paul NEVILL	Paul Nevill	Ford Escort RS2000	B	193.9	8	FREE PRACTICE
42 Dawn BOYD	Finsport	Honda Civic Type R	HON	191.2	7	FREE PRACTICE
17 Olly ALLEN	ORA Motor Services	Ford Fiesta	B	189.8	5	QUALIFYING
144 Nathan DEW	NMD Automotive	Honda Integra S1	INV	189.1	5	QUALIFYING
19 Graham WAIT	Driver	Ford Sierra	A4	185.6	4	FREE PRACTICE
2 John EDWARDS-PARTON	Last of the Summer Wine Racing	Ford Fiesta	C	185.2	4	QUALIFYING
56 Andrew SHERATON	Andrew Sheraton	BMW E30	X	185.2	6	FREE PRACTICE
8 Mark FREEMANTLE	Mark Freemantle	Ford MK1 Escort	X	184.6	3	QUALIFYING
7 Luke BENNETT	Heron Motorsport	Ford Capri	X	183.4	6	QUALIFYING
40 Kenny COLEMAN	K+S Motorsport	Honda Civic Type R	INV	183.1	7	FREE PRACTICE
1 Alan EASON	Alan Eason	Ford Fiesta XR2	C	181.8	3	QUALIFYING
333 Jonathan CREASEY	Paintperfect Motorsport	Renault Clio	X	175.0	4	QUALIFYING
12 Demetris NEOPHYTOU	Demetris Neophytou	Ford Fiesta Mk1 x/flow	C	171.7	9	QUALIFYING
59 Gary WAIT	Drummond Distribution / GW Motorsport	Ford Escort Cosworth	X	170.1	2	FREE PRACTICE





CLASSIC TOURING CARS - GROUP 2


SPA RACING FESTIVAL

QUALIFYING

Fastest Lap Sequence

Practice Time	Driver	Team	Car	Class	Time	Kph	Lap
6:16.492	55 Jason DAVIES	M+S Engineering / MSE Race Engines	Ford Sierra Cosworth	A2	2:51.172	147.3	2
6:22.826	95 Dave COCKELL	PPX Metal Management Ltd	Ford Escort Cosworth	A4	2:49.272	149.0	2
9:08.950	95 Dave COCKELL	PPX Metal Management Ltd	Ford Escort Cosworth	A4	2:46.124	151.8	3
12:15.693	6 Andy ROBINSON	A Robinson Autocentre Ltd	Ford Falcon V8 Supercar	A2	2:41.645	156.0	4
14:56.680	6 Andy ROBINSON	A Robinson Autocentre Ltd	Ford Falcon V8 Supercar	A2	2:40.987	156.6	5
18:53.798	95 Dave COCKELL	PPX Metal Management Ltd	Ford Escort Cosworth	A4	2:40.174	157.4	6
20:17.992	6 Andy ROBINSON	A Robinson Autocentre Ltd	Ford Falcon V8 Supercar	A2	2:40.093	157.5	7
24:12.829	95 Dave COCKELL	PPX Metal Management Ltd	Ford Escort Cosworth	A4	2:38.861	158.7	8





CLASSIC TOURING CARS - GROUP 2

SPA RACING FESTIVAL


QUALIFYING

Analysis

Personal Best Session Best B Crossing the finish line in pit lane

Lap	Time	Sector 1	Sector 2	Sector 3	Kph	Elapsed	Lap	Time	Sector 1	Sector 2	Sector 3	Kph	Elapsed
1	Alan EASON Alan Eason Ford Fiesta XR2												
1	3:51.784	1:17.089	1:38.878	55.817	108.8	3:51.784	9	3:04.327	52.061	1:23.533	48.733	136.8	29:09.708
2	3:19.854	58.726	1:29.160	51.968	126.2	7:11.638	10	3:01.231	52.132	1:22.517	46.582	139.1	32:10.939
3	3:11.298	55.425	1:27.181	48.692	131.8	10:22.936							
4	3:06.386	54.309	1:23.729	48.348	135.3	13:29.322							
5	3:06.775	54.608	1:23.630	48.537	135.0	16:36.097							
6	3:06.480	54.821	1:23.795	47.864	135.2	19:42.577							
7	3:46.629	1:02.983	1:39.785	1:03.861	111.3	23:29.206							
2	John EDWARDS-PARTON Last of the Summer Wine Racing Ford Fiesta												
1	3:49.462	1:10.750	1:43.931	54.781	109.9	3:49.462							
2	3:19.790	1:00.133	1:27.960	51.697	126.2	7:09.252							
3	3:14.425	56.370	1:28.145	49.910	129.7	10:23.677							
4	3:09.501	55.657	1:24.235	49.609	133.1	13:33.178							
5	3:09.318	54.459	1:24.546	50.313	133.2	16:42.496							
6	3:14.311	56.564	1:26.276	51.471	129.8	19:56.807							
5	Ashley BIRD Team Mawsley Motor Company Ford Sierra XR4i												
1	3:23.704	1:00.459	1:32.474	50.771	123.8	3:23.704							
2	2:57.412	50.995	1:21.107	45.310	142.1	6:21.116							
3	2:53.478	48.812	1:19.727	44.939	145.3	9:14.594							
4	2:52.872	48.823	1:19.175	44.874	145.9	12:07.466							
5	3:20.445	57.081	1:30.218	53.146	125.8	15:27.911							
6	2:52.598	48.776	1:19.301	44.521	146.1	18:20.509							
7	2:51.938	48.600	1:18.621	44.717	146.6	21:12.447							
8	2:52.152	48.752	1:19.146	44.254	146.5	24:04.599							
9	3:21.199	49.198	1:34.713	57.288	125.3	27:25.798							
6	Andy ROBINSON A Robinson Autocentre Ltd Ford Falcon V8 Supercar												
1	3:53.111	1:31.070	1:34.983	47.058	108.2	3:53.111							
2	2:54.567	48.174	1:23.740	42.653	144.4	6:47.678							
3	2:46.370	45.775	1:17.459	43.136	151.6	9:34.048							
4	2:41.645	44.976	1:15.941	40.728	156.0	12:15.693							
5	2:40.987	44.514	1:15.595	40.878	156.6	14:56.680							
6	2:41.219	44.465	1:15.911	40.843	156.4	17:37.899							
7	2:40.093	44.149	1:15.593	40.351	157.5	20:17.992							
8	2:40.653	44.876	1:15.468	40.309	156.9	22:58.645							
9	2:55.122	48.185	1:23.227	43.710	144.0	25:53.767							
10	2:44.053	47.576	1:15.577	40.900	153.7	28:37.820							
11	2:49.529	44.154	1:17.139	48.236	148.7	31:27.349							
8	Mark FREEMANTLE Mark Freemantle Ford MK1 Escort												
1	4:00.048	1:23.433	1:41.721	54.894	105.0	4:00.048							
2	3:08.244	51.807	1:26.816	49.621	133.9	7:08.292							
3	3:08.190	53.123	1:27.009	48.058	134.0	10:16.482							
4	3:05.732	51.881	1:25.556	48.295	135.8	13:22.214							
5	3:05.460	52.263	1:25.288	47.909	136.0	16:27.674							
6	3:05.458	51.521	1:24.364	49.573	136.0	19:33.132							
12	Demetris NEOPHYTOU Demetris Neophytou Ford Fiesta Mk1 x/flow												
1	4:06.109	1:24.751	1:44.541	56.817	102.5	4:06.109							
2	3:21.402	59.836	1:29.970	51.596	125.2	7:27.511							
3	3:13.700	56.737	1:26.367	50.596	130.2	10:41.211							
4	3:12.240	55.776	1:26.880	49.584	131.2	13:53.451							
5	3:11.529	55.966	1:25.143	50.420	131.6	17:04.980							
6	3:11.462	55.334	1:26.182	49.946	131.7	20:16.442							
7	3:10.886	55.963	1:24.809	50.114	132.1	23:27.328							
8	3:13.144	55.512	1:27.505	50.127	130.5	26:40.472							
9	3:08.456	55.199	1:24.108	49.149	133.8	29:48.928							
16	Vaughan FLETCHER Vaughan Fletcher Subaru Impreza												
1	4:16.796	1:32.921	1:49.924	53.951	98.2	4:16.796							
2	3:01.889	53.111	1:24.189	44.589	138.6	7:18.685							
3	2:52.255	46.171	1:22.777	43.307	146.4	10:10.940							
4	2:48.128	46.100	1:18.933	43.095	150.0	12:59.068							
5	2:49.970	45.166	1:19.928	44.876	148.3	15:49.038							
6	2:47.085	45.853	1:18.240	42.992	150.9	18:36.123							
7	2:45.552	45.151	1:17.800	42.601	152.3	21:21.675							
8	2:44.995	45.448	1:16.822	42.725	152.8	24:06.670							
9	2:44.124	45.276	1:16.899	41.949	153.6	26:50.794							
10	2:45.902	46.392	1:16.956	42.554	152.0	29:36.696							
11	2:45.192	45.879	1:16.531	42.782	152.6	32:21.888							
17	Oilly ALLEN ORA Motor Services Ford Fiesta												
1	3:45.251	1:14.645	1:39.323	51.283	111.9	3:45.251							
2	3:03.459	52.089	1:24.226	47.144	137.4	6:48.710							
3	2:58.067	50.150	1:21.676	46.241	141.6	9:46.777							
4	2:55.307	50.518	1:19.576	45.213	143.8	12:42.084							
5	2:54.676	49.765	1:19.467	45.444	144.3	15:36.760							
6	2:53.514	49.915	1:18.417	45.182	145.3	18:30.274							
7	3:50.143B	1:03.698	1:37.183	1:09.262	109.6	22:20.417							
19	Graham WAIT Driver Ford Sierra												
1	4:12.760	1:34.214	1:44.507	54.039	99.8	4:12.760							
2	3:16.777	59.297	1:29.599	47.881	128.1	7:29.537							
3	2:53.925	48.832	1:20.590	44.503	145.0	10:23.462							
4	3:11.145	48.516	1:23.930	58.699	131.9	13:34.607							





CLASSIC TOURING CARS - GROUP 2

SPA RACING FESTIVAL


QUALIFYING

Analysis

Personal Best Session Best B Crossing the finish line in pit lane

Lap	Time	Sector 1	Sector 2	Sector 3	Kph	Elapsed	Lap	Time	Sector 1	Sector 2	Sector 3	Kph	Elapsed
26 Pantelis CHRISTOFOROU Pantelis Christoforou Ford Escort							9	2:47.877	48.199	1:16.777	42.901	150.2	27:43.842
1	4:06.501	1:39.171	1:35.585	51.745	102.3	4:06.501	10	2:46.788	47.681	1:16.366	42.741	151.2	30:30.630
2	3:01.863	50.776	1:23.775	47.312	138.6	7:08.364							
3	2:57.725	51.280	1:20.164	46.281	141.9	10:06.089							
4	2:55.534	50.278	1:20.093	45.163	143.6	13:01.623							
5	2:55.044	49.850	1:19.666	45.528	144.0	15:56.667							
6	2:56.469	50.899	1:19.515	46.055	142.9	18:53.136							
7	2:54.755	50.679	1:18.826	45.250	144.3	21:47.891							
8	2:55.153	50.267	1:19.415	45.471	144.0	24:43.044							
9	3:57.509	1:50.389	1:19.752	47.368	106.2	28:40.553							
10	2:54.123	50.155	1:18.357	45.611	144.8	31:34.676							
33 Paul NEVILL Paul Nevill Ford Escort RS2000													
1	3:58.964	1:18.758	1:44.827	55.379	105.5	3:58.964							
2	3:32.374	59.691	1:33.740	58.943	118.7	7:31.338							
3	3:03.293	52.491	1:23.371	47.431	137.6	10:34.631							
4	3:41.396	54.577	1:43.544	1:03.275	113.9	14:16.027							
40 Kenny COLEMAN K+S Motorsport Honda Civic Type R													
1	3:43.294	1:17.870	1:34.843	50.581	112.9	3:43.294							
2	3:02.484	53.871	1:22.705	45.908	138.2	6:45.778							
3	2:59.795	52.338	1:21.703	45.754	140.2	9:45.573							
4	2:59.587	52.398	1:21.461	45.728	140.4	12:45.160							
5	2:57.731	50.851	1:21.308	45.572	141.9	15:42.891							
6	3:02.303	52.001	1:24.040	46.262	138.3	18:45.194							
7	4:44.656	2:36.565	1:21.655	46.436	88.6	23:29.850							
8	2:58.334	51.431	1:21.311	45.592	141.4	26:28.184							
9	2:59.328	51.634	1:21.729	45.965	140.6	29:27.512							
10	3:12.538	52.003	1:27.186	53.349	131.0	32:40.050							
42 Dawn BOYD Finsport Honda Civic Type R													
1	3:40.831	56.589	1:46.208	58.034	114.2	3:40.831							
2	3:18.357	57.357	1:31.129	49.871	127.1	6:59.188							
3	3:09.174	53.417	1:26.247	49.510	133.3	10:08.362							
4	3:07.423	53.066	1:26.478	47.879	134.5	13:15.785							
5	3:07.116	53.731	1:25.440	47.945	134.8	16:22.901							
6	4:22.582	2:03.456	1:29.898	49.228	96.0	20:45.483							
7	3:06.343	53.785	1:24.670	47.888	135.3	23:51.826							
8	3:05.270	52.828	1:24.810	47.632	136.1	26:57.096							
9	3:04.942	52.762	1:24.045	48.135	136.3	30:02.038							
43 Tom KNIGHT Knight Scaffolding Ltd BMW E36 M3													
1	3:55.572	1:30.563	1:36.075	48.934	107.0	3:55.572							
2	2:56.034	51.329	1:20.859	43.846	143.2	6:51.606							
3	2:50.776	47.898	1:19.563	43.315	147.6	9:42.382							
4	2:46.932	47.883	1:16.387	42.662	151.0	12:29.314							
5	2:46.202	47.853	1:15.968	42.381	151.7	15:15.516							
6	2:48.273	47.971	1:17.112	43.190	149.8	18:03.789							
7	4:04.631	2:03.966	1:17.187	43.478	103.1	22:08.420							
8	2:47.545	48.305	1:15.937	43.303	150.5	24:55.965							
44 Ian FROGGATT Ian Froggatt Subaru Impreza													
1	4:11.514	1:31.289	1:43.013	57.212	100.2	4:11.514							
2	3:17.431	53.897	1:33.441	50.093	127.7	7:28.945							
3	3:06.997	52.905	1:27.596	46.496	134.8	10:35.942							
4	2:59.826	50.076	1:23.223	46.527	140.2	13:35.768							
5	2:57.090	51.183	1:21.773	44.134	142.4	16:32.858							
6	2:51.107	48.468	1:19.033	43.606	147.4	19:23.965							
7	2:48.994	47.617	1:17.781	43.596	149.2	22:12.959							
8	2:48.623	47.039	1:17.928	43.656	149.5	25:01.582							
9	2:57.692	49.261	1:21.695	46.736	141.9	27:59.274							
10	2:58.693	52.535	1:21.422	44.736	141.1	30:57.967							
50 Kerry MICHAEL Bravoracing Ford Escort													
1	4:13.484	1:40.589	1:39.536	53.359	99.5	4:13.484							
2	3:04.447	53.265	1:24.010	47.172	136.7	7:17.931							
3	3:03.385	51.663	1:24.153	47.569	137.5	10:21.316							
4	3:04.836	53.180	1:22.694	48.962	136.4	13:26.152							
5	3:00.437	51.301	1:22.511	46.625	139.7	16:26.589							
6	2:59.810	51.675	1:21.497	46.638	140.2	19:26.399							
7	3:00.431	51.493	1:22.400	46.538	139.7	22:26.830							
8	2:57.599	50.809	1:21.078	45.712	142.0	25:24.429							
9	2:58.272	51.495	1:20.923	45.854	141.4	28:22.701							
10	2:58.275	50.781	1:21.795	45.699	141.4	31:20.976							
55 Jason DAVIES M+S Engineering / MSE Race Engines Ford Sierra Cosworth													
1	3:25.320	1:09.154	1:29.862	46.304	122.8	3:25.320							
2	2:51.172	48.847	1:19.157	43.168	147.3	6:16.492							
3	3:08.402	47.403	1:19.054	45.854	133.8	9:24.894							
56 Andrew SHERATON Andrew Sheraton BMW E30													
1	3:42.529	1:03.831	1:39.685	59.013	113.3	3:42.529							
2	3:22.971	58.221	1:32.395	52.355	124.2	7:05.500							
3	3:21.891	57.684	1:32.493	51.714	124.9	10:27.391							
4	3:19.344	57.548	1:30.891	50.905	126.5	13:46.735							
5	3:14.708	56.946	1:26.921	50.841	129.5	17:01.443							
6	3:13.987	56.647	1:27.384	49.956	130.0	20:15.430							
7	3:13.245	57.493	1:26.498	49.254	130.5	23:28.675							
8	3:12.784	56.990	1:26.452	49.342	130.8	26:41.459							
9	3:11.260	56.540	1:25.287	49.433	131.8	29:52.719							
10	3:15.421	56.888	1:28.997	49.536	129.0	33:08.140							
59 Gary WAIT Drummond Distribution / GW Motorsport Ford Escort Cosworth													
1	4:07.657	1:29.778	1:45.422	52.457	101.8	4:07.657							
2	4:26.622	52.896	1:53.927	1:39.799	94.6	8:34.279							
67 Marc KEMP Panic Link Motorsport Honda Civic Type R													





CLASSIC TOURING CARS - GROUP 2

SPA RACING FESTIVAL

QUALIFYING

Analysis

■ Personal Best ■ Session Best B Crossing the finish line in pit lane

Lap	Time	Sector 1	Sector 2	Sector 3	Kph	Elapsed	Lap	Time	Sector 1	Sector 2	Sector 3	Kph	Elapsed
1	4:41.818	2:06.038	1:39.034	56.746	89.5	4:41.818	2	3:02.277	53.673	1:22.802	45.802	138.3	6:43.153
2	3:31.332	1:03.042	1:34.698	53.592	119.3	8:13.150	3	3:07.063	51.670	1:23.619	51.774	134.8	9:50.216

82 **Bradley GELMAN**
Bradley Gelman Ford Sierra Cosworth

1	3:35.275	1:04.550	1:38.788	51.937	117.1	3:35.275
2	2:54.116	50.163	1:19.741	44.212	144.8	6:29.391
3	2:51.797	47.588	1:18.535	45.674	146.8	9:21.188
4	2:51.113	47.782	1:18.960	44.371	147.4	12:12.301
5	7:20.151	5:10.566	1:21.996	47.589	57.3	19:32.452
6	2:49.757	47.568	1:19.047	43.142	148.5	22:22.209
7	2:48.974	47.674	1:17.858	43.442	149.2	25:11.183
8	2:48.406	47.419	1:17.755	43.232	149.7	27:59.589
9	3:48.134	1:03.077	1:41.888	1:03.169	110.5	31:47.723

4	2:59.600	51.945	1:21.705	45.950	140.4	12:49.816
5	2:58.740	51.704	1:21.147	45.889	141.1	15:48.556
6	2:58.565	51.464	1:21.040	46.061	141.2	18:47.121
7	3:00.094	52.205	1:21.722	46.167	140.0	21:47.215

333 **Jonathan CREASEY**
Paintperfect Motorsport Renault Clio

1	4:14.951	1:25.645	1:48.579	1:00.727	98.9	4:14.951
2	3:22.220	59.631	1:30.551	52.038	124.7	7:37.171
3	3:16.019	58.161	1:28.213	49.645	128.6	10:53.190
4	3:12.408	56.460	1:26.194	49.754	131.0	14:05.598
5	3:09.854	56.122	1:24.685	49.047	132.8	17:15.452
6	3:08.641	56.239	1:24.024	48.378	133.7	20:24.093
7	3:07.653	56.034	1:22.963	48.656	134.4	23:31.746
8	3:10.584	56.236	1:24.583	49.765	132.3	26:42.330
9	3:38.175	1:01.503	1:36.921	59.751	115.6	30:20.505

95 **Dave COCKELL**
PPX Metal Management Ltd Ford Escort Cosworth

1	3:33.554	1:01.595	1:39.832	52.127	118.1	3:33.554
2	2:49.272	48.803	1:17.973	42.496	149.0	6:22.826
3	2:46.124	46.271	1:17.085	42.768	151.8	9:08.950
4	2:50.727	46.544	1:19.516	44.667	147.7	11:59.677
5	4:13.947	2:13.417	1:18.050	42.480	99.3	16:13.624
6	2:40.174	44.783	1:14.709	40.682	157.4	18:53.798
7	2:40.170	44.942	1:15.059	40.169	157.4	21:33.968
8	2:38.861	43.894	1:14.588	40.379	158.7	24:12.829
9	3:07.457	52.488	1:24.305	50.664	134.5	27:20.286

100 **Eckart BOLLMAN**
Retroteck Racing Ford Escort

1	4:09.750	1:39.282	1:37.262	53.206	101.0	4:09.750
2	3:08.670	55.005	1:24.771	48.894	133.6	7:18.420
3	3:09.785	55.124	1:26.352	48.309	132.9	10:28.205
4	3:06.550	53.892	1:23.872	48.786	135.2	13:34.755
5	3:07.944	53.482	1:24.502	49.960	134.2	16:42.699
6	3:06.631	54.857	1:24.167	47.607	135.1	19:49.330
7	3:05.022	53.630	1:23.604	47.788	136.3	22:54.352
8	3:06.286	54.187	1:23.890	48.209	135.4	26:00.638
9	3:07.681	54.401	1:24.471	48.809	134.3	29:08.319
10	3:05.631	54.215	1:23.210	48.206	135.8	32:13.950


112 **Brett LIDSEY**
20Ten Racing Renault Clio

1	3:56.267	1:26.400	1:39.417	50.450	106.7	3:56.267
2	2:59.000	52.868	1:21.043	45.089	140.9	6:55.267
3	3:00.382	51.322	1:24.357	44.703	139.8	9:55.649
4	2:54.461	51.065	1:18.958	44.438	144.5	12:50.110
5	2:53.060	50.741	1:18.169	44.150	145.7	15:43.170
6	2:54.995	52.055	1:18.681	44.259	144.1	18:38.165
7	2:55.521	52.719	1:18.288	44.514	143.7	21:33.686
8	2:52.832	50.481	1:18.031	44.320	145.9	24:26.518
9	2:53.799	50.580	1:18.382	44.837	145.1	27:20.317

144 **Nathan DEW**
NMD Automotive Honda Integra S1

1	3:40.876	1:11.589	1:35.609	53.678	114.2	3:40.876
---	----------	----------	----------	--------	-------	----------





CLASSIC TOURING CARS - GROUP 2
SPA RACING FESTIVAL
RACE 1 (30')

Final Starting Grid

4:26.622 Gary WAIT Drummond Distribution / GW Motorsport	59	- 14 -	67 Panic Link Motorsport	3:31.332 Marc KEMP
3:11.260 Andrew SHERATON Andrew Sheraton	56	- 13 -	2 Last of the Summer Wine Racing	3:09.318 John EDWARDS-PARTON
3:08.456 Demetris NEOPHYTOU Demetris Neophytou	12	- 12 -	333 Paintperfect Motorsport	3:07.653 Jonathan CREESEY
3:06.386 Alan EASON Alan Eason	1	- 11 -	8 Mark Freemantle	3:05.458 Mark FREEMANTLE
3:05.022 Eckart BOLLMAN Retroteck Racing	100	- 10 -	42 Finsport	3:04.942 Dawn BOYD
3:03.293 Paul NEVILL Paul Nevill	33	- 9 -	7 Heron Motorsport	3:01.231 Luke BENNETT
2:58.565 Nathan DEW NMD Automotive	144	- 8 -	40 K+S Motorsport	2:57.731 Kenny COLEMAN
2:57.599 Kerry MICHAEL Bravoracing	50	- 7 -	26 Pantelis Christoforou	2:54.123 Pantelis CHRISTOFOROU
2:53.925 Graham WAIT Driver	19	- 6 -	17 ORA Motor Services	2:53.514 Oily ALLEN
2:52.832 Brett LIDSEY 20Ten Racing	112	- 5 -	5 Team Mawsley Motor Company	2:51.938 Ashley BIRD
2:51.172 Jason DAVIES M+S Engineering / MSE Race Engines	55	- 4 -	44 Ian Froggatt	2:48.623 Ian FROGGATT
2:48.406 Bradley GELMAN Bradley Gelman	82	- 3 -	43 Knight Scaffolding Ltd	2:46.202 Tom KNIGHT
2:44.124 Vaughan FLETCHER Vaughan Fletcher	16	- 2 -	6 A Robinson Autocentre Ltd	2:40.093 Andy ROBINSON
2:38.861 Dave COCKELL PPX Metal Management Ltd	95	- 1 -		


Pole



Stewards:

Timekeeper:





SPA RACING FESTIVAL

CLASSIC TOURING CARS - GROUP 2

RACE 1 (30')

Revised

Provisional Classification

Drivers	Nat	Team	Vehicle	Class	Laps	Total Time	Gap	Kph	Best Lap			
									Lap	Time	Kph	
1	6	Andy ROBINSON	A Robinson Autocentre Ltd	Ford Falcon V8 Supercar	A2	12	32:27.352	-	155.4	2	2:40.287	157.3
2	95	Dave COCKELL	PPX Metal Management Ltd	Ford Escort Cosworth	A4	12	32:49.685	+22.333	153.6	3	2:43.073	154.6
3	16	Vaughan FLETCHER	Vaughan Fletcher	Subaru Impreza	A4	12	32:56.865	+29.513	153.1	11	2:44.037	153.7
4	82	Bradley GELMAN	Bradley Gelman	Ford Sierra Cosworth	B	12	33:35.364	+1:08.012	150.1	4	2:46.341	151.6
5	43	Tom KNIGHT	Knight Scaffolding Ltd	BMW E36 M3	B	12	34:07.623	+1:40.271	147.8	5	2:49.718	148.6
6	55	Jason DAVIES	M+S Engineering / MSE Race Engines	Ford Sierra Cosworth	A2	12	34:14.344	+1:46.992	147.3	3	2:48.299	149.8
7	5	Ashley BIRD	Team Mawsley Motor Company	Ford Sierra XR4i	A2	12	34:44.927	+2:17.575	145.1	2	2:52.989	145.8
8	26	Pantelis CHRISTOFOROU	Pantelis Christoforou	Ford Escort	B	12	34:54.207	+2:26.855	144.5	10	2:52.835	145.9
9	17	Olly ALLEN	ORA Motor Services	Ford Fiesta	B	12	35:06.487	+2:39.135	143.6	10	2:53.533	145.3
10	112	Brett LIDSEY	20Ten Racing	Renault Clio	X	11	32:25.533	1 Lap	142.6	10	2:54.304	144.7
11	40	Kenny COLEMAN	K+S Motorsport	Honda Civic Type R	INV	11	32:52.094	1 Lap	140.6	2	2:57.571	142.0
12	67	Marc KEMP	Panic Link Motorsport	Honda Civic Type R	HON	11	33:03.418	1 Lap	139.8	9	2:58.703	141.1
13	144	Nathan DEW	NMD Automotive	Honda Integra S1	INV	11	33:10.894	1 Lap	139.3	6	2:56.347	143.0
14	7	Luke BENNETT	Heron Motorsport	Ford Capri	X	11	33:11.606	1 Lap	139.3	7	3:00.359	139.8
15	8	Mark FREEMANTLE	Mark Freemantle	Ford MK1 Escort	X	11	33:36.514	1 Lap	137.5	5	3:01.944	138.6
16	2	John EDWARDS-PARTON	Last of the Summer Wine Racing	Ford Fiesta	C	11	34:10.496	1 Lap	135.3	7	3:05.753	135.7
17	1	Alan EASON	Alan Eason	Ford Fiesta XR2	C	11	34:11.341	1 Lap	135.2	9	3:05.578	135.9
18	333	Jonathan CREASEY	Paintperfect Motorsport	Renault Clio	X	11	34:12.673	1 Lap	135.1	7	3:05.553	135.9
19	42	Dawn BOYD	Finsport	Honda Civic Type R	HON	11	35:59.089	1 Lap	128.5	5	3:03.747	137.2
20	56	Andrew SHERATON	Andrew Sheraton	BMW E30	X	10	32:48.800	2 Laps	128.1	7	3:15.755	128.8
21	12	Demetris NEOPHYTOU	Demetris Neophytou	Ford Fiesta Mk1 x/flow	C	10	33:50.248	2 Laps	124.2	2	3:08.482	133.8
22	126	Andy JOHNSON	SVG Motorsport	Peugeot 206	X	10	34:38.339	2 Laps	121.3	10	3:24.676	123.2

Not classified:

50	Kerry MICHAEL	Bravoracing	Ford Escort	X	10	30:38.370				2	2:57.495	142.1
100	Eckart BOLLMAN	Retroeck Racing	Ford Escort	X	8	24:21.648				5	3:02.596	138.1
19	Graham WAIT	Driver	Ford Sierra	A4	4	12:15.248				2	2:53.445	145.4
44	Ian FROGGATT	Ian Froggatt	Subaru Impreza	A4	2	5:26.178				2	2:49.934	148.4
33	Paul NEVILL	Paul Nevill	Ford Escort RS2000	B	2	7:33.666				2	4:43.324	89.0

Not started

59	Gary WAIT	Drummond Distribution / GW Motorsport	Ford Escort Cosworth	X								
----	-----------	---------------------------------------	----------------------	---	--	--	--	--	--	--	--	--

Pole Position		D. COCKELL	2:38.861	158.7 Kph
Fastest Lap	Lap 2	Andy ROBINSON	2:40.287	157.3 Kph


CAR N° 17 - 10" PENALTY DUE TO WRONG GRIP POSITION.

Published at:

Track Status: **DRY**

Race Director:	Timekeeper:





CLASSIC TOURING CARS - GROUP 2
SPA RACING FESTIVAL
RACE 1

Revised

Provisional Classification by Division

Nr.	Driver	Nat	Team	Car	Laps	Total Time	Gap	Kph	Best Lap		
									Lap	Time	Kph
CTCRC Blue Oval Saloon Car Series											
1	55 Jason DAVIES		M+S Engineering / MSE Race Engines	Ford Sierra Cosworth	12	34:14.344		147.3	3	2:48.299	149.8
2	5 Ashley BIRD		Team Mawley Motor Company	Ford Sierra XR4i	12	34:44.927	+30.583	145.1	2	2:52.989	145.8
3	26 Pantelis CHRISTOFOROU		Pantelis Christoforou	Ford Escort	12	34:54.207	+39.863	144.5	10	2:52.835	145.9
4	17 Olly ALLEN		ORA Motor Services	Ford Fiesta	12	35:06.487	+52.143	143.6	10	2:53.533	145.3
5	8 Mark FREEMANTLE		Mark Freemantle	Ford MK1 Escort	11	33:36.514	1 Laps	137.5	5	3:01.944	138.6
6	2 John EDWARDS-PARTON		Last of the Summer Wine Racing	Ford Fiesta	11	34:10.496	1 Laps	135.3	7	3:05.753	135.7
7	1 Alan EASON		Alan Eason	Ford Fiesta XR2	11	34:11.341	1 Laps	135.2	9	3:05.578	135.9
8	12 Demetris NEOPHYTOU		Demetris Neophytou	Ford Fiesta Mk1 x/flow	10	33:50.248	2 Laps	124.2	2	3:08.482	133.8
Not classified:											
19	Graham WAIT		Driver	Ford Sierra	4	12:15.248		137.2	2	2:53.445	145.4
33	Paul NEVILL		Paul Nevill	Ford Escort RS2000	2	7:33.666	10 Laps	111.2	2	4:43.324	89.0
Not started											
59	Gary WAIT		Drummond Distribution / GW Motorsport	Ford Escort Cosworth						0.0	
Honda VTEC Challenge											
1	40 Kenny COLEMAN		K+S Motorsport	Honda Civic Type R	11	32:52.094		140.6	2	2:57.571	142.0
2	67 Marc KEMP		Panic Link Motorsport	Honda Civic Type R	11	33:03.418	+11.324	139.8	9	2:58.703	141.1
3	144 Nathan DEW		NMD Automotive	Honda Integra S1	11	33:10.894	+18.800	139.3	6	2:56.347	143.0
4	42 Dawn BOYD		Finsport	Honda Civic Type R	11	35:59.089	+306.995	128.5	5	3:03.747	137.2
PRG Trailers Classic Thunder Saloons Champion											
1	6 Andy ROBINSON		A Robinson Autocentre Ltd	Ford Falcon V8 Supercar	12	32:27.352		155.4	2	2:40.287	157.3
2	95 Dave COCKELL		PPX Metal Management Ltd	Ford Escort Cosworth	12	32:49.685	+22.333	153.6	3	2:43.073	154.6
3	16 Vaughan FLETCHER		Vaughan Fletcher	Subaru Impreza	12	32:56.865	+29.513	153.1	11	2:44.037	153.7
4	82 Bradley GELMAN		Bradley Gelman	Ford Sierra Cosworth	12	33:35.364	+108.012	150.1	4	2:46.341	151.6
5	43 Tom KNIGHT		Knight Scaffolding Ltd	BMW E36 M3	12	34:07.623	+140.271	147.8	5	2:49.718	148.6
6	112 Brett LIDSEY		20Ten Racing	Renault Clio	11	32:25.533	1 Laps	142.6	10	2:54.304	144.7
7	7 Luke BENNETT		Heron Motorsport	Ford Capri	11	33:11.606	1 Laps	139.3	7	3:00.359	139.8
8	333 Jonathan CREASEY		Paintperfect Motorsport	Renault Clio	11	34:12.673	1 Laps	135.1	7	3:05.553	135.9
9	56 Andrew SHERATON		Andrew Sheraton	BMW E30	10	32:48.800	2 Laps	128.1	7	3:15.755	128.8
10	126 Andy JOHNSON		SVG Motorsport	Peugeot 206	10	34:38.339	2 Laps	121.3	10	3:24.676	123.2
Not classified:											
50	Kerry MICHAEL		Bravoracing	Ford Escort	10	30:38.370	2 Laps	137.2	2	2:57.495	142.1
100	Eckart BOLLMAN		Retroteck Racing	Ford Escort	8	24:21.648		138.0	5	3:02.596	138.1
44	Ian FROGGATT		Ian Froggatt	Subaru Impreza	2	5:26.178	10 Laps	154.6	2	2:49.934	148.4

CAR N° 17 - 10" PENALTY DUE TO WRONG GRIP POSITION.

Published at:


Track Status:

DRY

Race Director:

Timekeeper:





CLASSIC TOURING CARS - GROUP 2

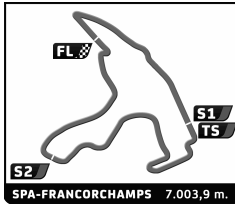
SPA RACING FESTIVAL

RACE 1

Lap Chart

		LAP												
Nr	Pos	Grid	1	2	3	4	5	6	7	8	9	10	11	12
95	1	95	6	6	6	6	6	6	6	6	6	6	6	6
6	2	6	95	95	95	95	95	95	95	95	95	95	95	95
16	3	16	16	16	16	16	16	16	16	16	16	16	16	16
43	4	43	82	82	82	82	82	82	82	82	82	82	82	82
82	5	82	55	55	55	55	55	55	55	55	43	43	43	43
44	6	44	44	44	43	43	43	43	43	43	55	55	55	55
55	7	55	43	43	5	5	5	5	5	5	5	5	5	5
5	8	5	5	5	112	112	112	112	112	17	17	17	17	26
112	9	112	17	17	17	17	17	17	17	26	26	26	26	17
17	10	17	17	112	40	26	26	26	26	144	144	112	112	
19	11	19	40	40	50	144	144	144	144	112	112	144	40	
26	12	26	144	144	144	50	40	40	40	40	40	40	67	
50	13	50	50	50	26	40	50	50	50	67	67	144		
40	14	40	33	19	19	67	67	67	67	50	7	7		
144	15	144	19	26	8	7	7	7	7	7	8	8		
7	16	7	7	8	67	8	8	8	8	8	50	2		
33	17	33	26	67	7	100	100	100	100	2	2	1		
42	18	42	67	7	100	42	42	42	42	2	1	1	333	
100	19	100	8	100	42	19	2	2	2	1	333	333	42	
8	20	8	42	42	2	2	1	1	1	333	42	42		
1	21	1	100	1	12	333	333	333	333	42	56	56		
333	22	333	1	2	1	1	12	12	12	56	12	12		
12	23	12	2	12	333	12	56	56	56	12	126	126		
2	24	2	333	333	56	56	126	126	126	126				
56	25	56	12	56	126	126								
67	26	67	56	126										
59	27	59	126	33										
126	0	126												






CLASSIC TOURING CARS - GROUP 2
SPA RACING FESTIVAL
RACE 1

Best Sector Times

SECTOR 1			SECTOR 2			SECTOR 3			Pos	Driver	Ideal Lap	Best Lap
Pos	Driver	Time	Driver	Time	Driver	Time						
1	6 A.ROBINSON	44.447	6 A.ROBINSON	1:14.524	6 A.ROBINSON	40.477	1	6 A.ROBINSON	2:39.448	2:40.287	(1)	
2	16 V.FLETCHER	45.151	95 D.COCKELL	1:15.744	95 D.COCKELL	41.560	2	95 D.COCKELL	2:42.771	2:43.073	(2)	
3	95 D.COCKELL	45.467	82 B.GELMAN	1:16.764	16 V.FLETCHER	41.783	3	16 V.FLETCHER	2:43.905	2:44.037	(3)	
4	82 B.GELMAN	46.836	16 V.FLETCHER	1:16.971	82 B.GELMAN	42.555	4	82 B.GELMAN	2:46.155	2:46.341	(4)	
5	55 J.DAVIES	47.025	43 T.KNIGHT	1:17.547	55 J.DAVIES	43.140	5	55 J.DAVIES	2:48.250	2:48.299	(5)	
6	43 T.KNIGHT	47.716	55 J.DAVIES	1:18.085	43 T.KNIGHT	43.332	6	43 T.KNIGHT	2:48.595	2:49.718	(6)	
7	44 I.FROGGATT	47.941	26 P.CHRISTOFOROU	1:18.154	44 I.FROGGATT	43.556	7	44 I.FROGGATT	2:49.934	2:49.934	(7)	
8	5 A.BIRD	48.386	17 O.ALLEN	1:18.425	19 G.WAIT	43.912	8	5 A.BIRD	2:51.552	2:52.989	(9)	
9	19 G.WAIT	49.047	44 I.FROGGATT	1:18.437	5 A.BIRD	44.200	9	26 P.CHRISTOFOROU	2:51.903	2:52.835	(8)	
10	26 P.CHRISTOFOROU	49.263	112 B.LIDSEY	1:18.489	26 P.CHRISTOFOROU	44.486	10	17 O.ALLEN	2:53.294	2:53.533	(11)	
11	17 O.ALLEN	50.110	5 A.BIRD	1:18.966	112 B.LIDSEY	44.489	11	19 G.WAIT	2:53.445	2:53.445	(10)	
12	50 K.MICHAEL	50.489	144 N.DEW	1:19.754	17 O.ALLEN	44.759	12	112 B.LIDSEY	2:54.117	2:54.304	(12)	
13	40 K.COLEMAN	50.940	19 G.WAIT	1:20.486	144 N.DEW	45.553	13	144 N.DEW	2:56.272	2:56.347	(13)	
14	144 N.DEW	50.965	40 K.COLEMAN	1:20.715	40 K.COLEMAN	45.766	14	40 K.COLEMAN	2:57.421	2:57.571	(15)	
15	112 B.LIDSEY	51.139	67 M.KEMP	1:20.905	67 M.KEMP	45.799	15	50 K.MICHAEL	2:57.436	2:57.495	(14)	
16	7 L.BENNETT	51.287	50 K.MICHAEL	1:21.088	50 K.MICHAEL	45.859	16	67 M.KEMP	2:58.101	2:58.703	(16)	
17	8 M.FREEMANTLE	51.304	2 J.EDWARDS-PARTON	1:22.174	7 L.BENNETT	46.322	17	7 L.BENNETT	2:59.954	3:00.359	(17)	
18	67 M.KEMP	51.397	7 L.BENNETT	1:22.345	33 P.NEVILL	46.607	18	8 M.FREEMANTLE	3:01.620	3:01.944	(18)	
19	33 P.NEVILL	51.846	100 E.BOLLMAN	1:22.565	100 E.BOLLMAN	46.722	19	100 E.BOLLMAN	3:02.040	3:02.596	(19)	
20	42 D.BOYD	52.708	333 J.CREASEY	1:22.639	8 M.FREEMANTLE	47.236	20	33 P.NEVILL	3:03.619	4:43.324	(27)	
21	100 E.BOLLMAN	52.753	1 A.EASON	1:23.011	42 D.BOYD	47.367	21	42 D.BOYD	3:03.658	3:03.747	(20)	
22	2 J.EDWARDS-PARTON	54.123	8 M.FREEMANTLE	1:23.080	1 A.EASON	47.501	22	2 J.EDWARDS-PARTON	3:04.204	3:05.753	(23)	
23	333 J.CREASEY	54.476	12 D.NEOPHYTOU	1:23.267	333 J.CREASEY	47.773	23	333 J.CREASEY	3:04.888	3:05.553	(21)	
24	1 A.EASON	54.508	42 D.BOYD	1:23.583	2 J.EDWARDS-PARTON	47.907	24	1 A.EASON	3:05.020	3:05.578	(22)	
25	12 D.NEOPHYTOU	54.896	33 P.NEVILL	1:25.166	12 D.NEOPHYTOU	49.312	25	12 D.NEOPHYTOU	3:07.475	3:08.482	(24)	
26	56 A.SHERATON	56.879	56 A.SHERATON	1:27.981	56 A.SHERATON	50.117	26	56 A.SHERATON	3:14.977	3:15.755	(25)	
27	126 A.JOHNSON	1:01.059	126 A.JOHNSON	1:30.270	126 A.JOHNSON	53.247	27	126 A.JOHNSON	3:24.576	3:24.676	(26)	





CLASSIC TOURING CARS - GROUP 2


SPA RACING FESTIVAL

After RACE 1

Event maximum speed

Driver	Team	Car	Class	Top Speed	Lap	Session
95 Dave COCKELL	PPX Metal Management Ltd	Ford Escort Cosworth	A4	226.4	8	RACE 1
16 Vaughan FLETCHER	Vaughan Fletcher	Subaru Impreza	A4	225.5	9	FREE PRACTICE
43 Tom KNIGHT	Knight Scaffolding Ltd	BMW E36 M3	B	217.7	8	QUALIFYING
6 Andy ROBINSON	A Robinson Autocentre Ltd	Ford Falcon V8 Supercar	A2	214.7	6	RACE 1
82 Bradley GELMAN	Bradley Gelman	Ford Sierra Cosworth	B	213.9	5	RACE 1
55 Jason DAVIES	M+S Engineering / MSE Race Engines	Ford Sierra Cosworth	A2	213.0	5	FREE PRACTICE
26 Pantelis CHRISTOFOROU	Pantelis Christoforou	Ford Escort	B	206.9	12	RACE 1
44 Ian FROGGATT	Ian Froggatt	Subaru Impreza	A4	202.6	8	QUALIFYING
67 Marc KEMP	Panic Link Motorsport	Honda Civic Type R	HON	201.5	2	FREE PRACTICE
5 Ashley BIRD	Team Mawsley Motor Company	Ford Sierra XR4i	A2	201.1	3	RACE 1
17 Olly ALLEN	ORA Motor Services	Ford Fiesta	B	200.0	11	RACE 1
144 Nathan DEW	NMD Automotive	Honda Integra S1	INV	197.1	6	RACE 1
100 Eckart BOLLMAN	Retroteck Racing	Ford Escort	X	196.7	3	RACE 1
112 Brett LIDSEY	20Ten Racing	Renault Clio	X	196.0	3	RACE 1
8 Mark FREEMANTLE	Mark Freemantle	Ford MK1 Escort	X	195.3	9	RACE 1
50 Kerry MICHAEL	Bravoracing	Ford Escort	X	194.9	10	QUALIFYING
33 Paul NEVILL	Paul Nevill	Ford Escort RS2000	B	193.9	8	FREE PRACTICE
7 Luke BENNETT	Heron Motorsport	Ford Capri	X	193.2	10	RACE 1
42 Dawn BOYD	Finsport	Honda Civic Type R	HON	192.2	2	RACE 1
2 John EDWARDS-PARTON	Last of the Summer Wine Racing	Ford Fiesta	C	188.2	11	RACE 1
56 Andrew SHERATON	Andrew Sheraton	BMW E30	X	187.2	1	RACE 1
40 Kenny COLEMAN	K+S Motorsport	Honda Civic Type R	INV	186.2	1	RACE 1
19 Graham WAIT	Driver	Ford Sierra	A4	185.6	4	FREE PRACTICE
1 Alan EASON	Alan Eason	Ford Fiesta XR2	C	181.8	3	QUALIFYING
333 Jonathan CREASEY	Paintperfect Motorsport	Renault Clio	X	181.5	6	RACE 1
12 Demetris NEOPHYTOU	Demetris Neophytou	Ford Fiesta Mk1 x/flow	C	177.3	2	RACE 1
59 Gary WAIT	Drummond Distribution / GW Motorsport	Ford Escort Cosworth	X	170.1	2	FREE PRACTICE
126 Andy JOHNSON		Peugeot 206		158.1	10	RACE 1



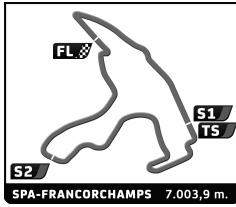


CLASSIC TOURING CARS - GROUP 2
SPA RACING FESTIVAL
RACE 1

Leader Sequence

Nr	Driver	Team	Car	Start Lap	End Lap	Laps	Total Laps
A2							
126	Andy JOHNSON		Peugeot 206	1	10	10	10
A4							
6	Andy ROBINSON	A Robinson Autocentre Ltd	Ford Falcon V8 Supercar	1	12	12	12
B							
95	Dave COCKELL	PPX Metal Management Ltd	Ford Escort Cosworth	1	12	12	12
C							
1	Alan EASON	Alan Eason	Ford Fiesta XR2	1	2	2	2
2	John EDWARDS-PARTON	Last of the Summer Wine Racing	Ford Fiesta	3	11	9	9
HON							
67	Marc KEMP	Panic Link Motorsport	Honda Civic Type R	1	11	11	11
INV							
40	Kenny COLEMAN	K+S Motorsport	Honda Civic Type R	1	3	3	3
144	Nathan DEW	NMD Automotive	Honda Integra S1	4	10	7	7
40	Kenny COLEMAN	K+S Motorsport	Honda Civic Type R	11	11	1	4
X							
112	Brett LIDSEY	20Ten Racing	Renault Clio	1	11	11	11





CLASSIC TOURING CARS - GROUP 2


SPA RACING FESTIVAL

RACE 1

Fastest Lap Sequence

Practice Time	Driver	Team	Car	Class	Time	Kph	Lap
5:05.557	6 Andy ROBINSON	A Robinson Autocentre Ltd	Ford Falcon V8 Supercar	A2	2:40.287	157.3	2





CLASSIC TOURING CARS - GROUP 2

SPA RACING FESTIVAL


RACE 1

Analysis by lap

Lapped

Nr	Lap Time	Gap	Nr	Lap Time	Gap	Nr	Lap Time	Gap	Nr	Lap Time	Gap	Nr	Lap Time	Gap
Lap 1														
6	2:25.270		33	4:43.324	2'28.109	6	2:41.651		43	2:49.974	53.187	12	3:41.887	1 Lap
95	2:32.071	6.801	Lap 3			95	2:44.401	17.403	56	3:18.010	1 Lap	144	2:58.612	2'15.499
16	2:32.993	7.723	6	2:41.274		16	2:47.012	29.300	5	2:54.895	1'19.135	112	2:54.957	2'21.560
82	2:34.345	9.075	95	2:43.073	12.734	82	2:48.866	33.714	17	2:54.936	1'37.034	40	3:01.856	2'31.383
55	2:36.059	10.789	16	2:46.318	19.290	55	2:49.806	42.488	26	2:54.818	1'40.713	Lap 10		
44	2:36.244	10.974	82	2:46.900	21.517	43	2:49.718	47.721	144	2:58.173	1'49.008	6	2:44.186	
43	2:37.190	11.920	55	2:48.299	26.305	5	2:56.399	1'04.046	40	3:01.302	1'58.770	67	2:58.703	1 Lap
5	2:37.579	12.309	43	2:50.613	31.064	112	2:55.343	1'19.240	126	3:29.057	1 Lap	50	3:07.167	1 Lap
112	2:42.804	17.534	5	2:53.527	37.264	17	2:57.602	1'21.763	50	3:04.988	2'11.396	7	3:00.963	1 Lap
17	2:43.400	18.130	112	2:55.828	48.996	26	2:55.986	1'26.756	67	3:00.313	2'21.362	95	2:45.469	21.612
40	2:44.559	19.289	17	2:56.576	49.339	144	2:57.489	1'29.142	7	3:00.359	2'23.024	8	3:06.255	1 Lap
144	2:45.239	19.969	40	2:59.368	54.667	40	2:58.183	1'32.196	8	3:03.456	2'31.265	16	2:45.002	28.755
50	2:46.842	21.572	50	2:57.652	55.158	50	3:03.423	1'36.284	100	3:03.992	2'34.256	126	3:30.785	2 Laps
33	2:50.342	25.072	144	3:00.015	55.633	67	3:01.687	1'54.290	Lap 8					
19	2:52.094	26.824	26	2:56.113	58.409	7	3:00.425	1'56.549	6	2:44.741				
7	2:52.165	26.895	19	3:10.473	1'09.181	8	3:01.944	1'58.924	42	3:07.635	1 Lap			
26	2:52.724	27.454	8	3:03.981	1'13.624	100	3:02.596	2'01.160	2	3:05.753	1 Lap			
67	2:53.423	28.153	67	3:03.363	1'13.703	42	3:03.747	2'07.591	1	3:05.586	1 Lap			
8	2:53.805	28.535	7	3:04.292	1'15.823	2	3:07.463	2'19.026	95	2:44.751	16.602			
42	2:55.671	30.401	100	3:03.465	1'17.337	1	3:07.511	2'23.002	333	3:05.553	1 Lap			
100	2:56.037	30.767	42	3:04.822	1'19.881	333	3:08.512	2'23.561	16	2:45.867	26.469			
1	2:57.195	31.925	2	3:07.215	1'27.298	12	3:12.570	2'30.932	82	2:49.944	43.593			
2	2:57.737	32.467	12	3:08.849	1'29.735	Lap 6			55	2:52.472	57.183			
333	2:59.219	33.949	1	3:10.681	1'30.492	6	2:41.184		43	2:50.488	58.934			
12	2:59.235	33.965	333	3:09.055	1'30.891	95	2:47.446	23.665	12	3:31.809	1 Lap			
56	3:05.120	39.850	56	3:18.583	1'59.663	56	3:16.214	1 Lap	5	3:15.755	1 Lap			
126	3:12.251	46.981	126	3:28.754	2'23.998	16	2:45.650	33.766	5	2:55.521	1'29.915			
Lap 2														
6	2:40.287		Lap 4			82	2:49.804	42.334	17	2:54.473	1'46.766	6	2:44.153	
95	2:44.421	10.935	6	2:41.359		55	2:50.107	51.411	26	2:54.622	1'50.594	40	3:04.065	1 Lap
16	2:46.810	14.246	95	2:43.278	14.653	43	2:50.146	56.683	144	2:57.767	2'02.034	12	3:45.131	2 Laps
82	2:47.103	15.891	16	2:46.008	23.939	5	2:54.848	1'17.710	112	3:21.910	2'11.750	67	2:59.372	1 Lap
55	2:48.778	19.280	82	2:46.341	26.499	126	3:28.110	1 Lap	40	3:00.645	2'14.674	95	2:43.752	21.211
44	2:49.934	20.621	55	2:49.387	34.333	112	2:55.641	1'33.697	50	3:04.260	2'30.915	7	3:00.520	1 Lap
43	2:50.092	21.725	43	2:49.949	39.654	17	2:54.989	1'35.568	67	2:59.943	2'36.564	16	2:44.037	28.639
5	2:52.989	25.011	5	2:53.393	49.298	26	2:53.793	1'39.365	7	3:01.084	2'39.367	8	3:05.446	1 Lap
17	2:56.194	34.037	112	2:57.911	1'05.548	144	2:56.347	1'44.305	126	3:28.973	1 Lap	50	3:31.052	1 Lap
40	2:57.571	36.573	17	2:57.832	1'05.812	40	2:59.926	1'50.938	Lap 9			82	2:51.235	1'02.964
144	2:57.210	36.892	26	2:55.371	1'12.421	50	3:04.778	1'59.878	6	2:45.147		2	3:06.715	1 Lap
50	2:57.495	38.780	144	2:59.030	1'13.304	67	3:01.413	2'14.519	8	3:04.796	1 Lap	43	2:53.188	1'21.250
19	2:53.445	39.982	50	3:00.713	1'14.512	7	3:00.770	2'16.135	100	3:02.897	1 Lap	1	3:08.013	1 Lap
26	2:56.403	43.570	40	3:02.356	1'15.664	8	3:03.539	2'21.279	95	2:48.874	20.329	333	3:06.945	1 Lap
8	3:02.669	50.917	67	3:01.910	1'34.254	100	3:03.758	2'23.734	16	2:46.617	27.939	126	3:30.084	2 Laps
67	3:03.748	51.614	7	3:03.311	1'37.775	42	3:04.486	2'30.893	2	3:06.914	1 Lap	55	2:57.090	1'31.930
7	3:06.197	52.805	8	3:06.366	1'38.631	2	3:07.261	2'45.103	1	3:05.782	1 Lap	5	2:56.643	2'05.991
100	3:04.666	55.146	100	3:04.237	1'40.215	1	3:07.320	2'49.138	333	3:05.631	1 Lap	17	2:55.567	2'17.627
42	3:06.219	56.333	42	3:06.973	1'45.495	333	3:07.287	2'49.664	42	3:22.853	1 Lap	26	2:53.844	2'18.171
1	3:09.447	1'01.085	19	3:19.236	1'47.058	Lap 7			82	2:49.693	48.139	42	3:42.464	1 Lap
2	3:09.177	1'01.357	2	3:07.275	1'53.214	6	2:53.470		43	2:50.464	1'04.251	112	2:55.286	2'42.811
12	3:08.482	1'02.160	333	3:07.168	1'56.700	95	2:46.397	16.592	55	2:55.070	1'07.106	Lap 12		
333	3:09.448	1'03.110	1	3:08.009	1'57.142	12	3:24.220	1 Lap	5	2:56.396	1'41.164	6	2:44.630	
56	3:22.791	1'22.354	12	3:11.637	2'00.013	16	2:45.047	25.343	17	2:55.247	1'56.866	56	3:16.416	2 Laps
126	3:29.824	1'36.518	56	3:18.768	2'37.072	82	2:49.526	38.390	56	3:18.087	1 Lap	95	2:45.752	22.333
Lap 5														
55	2:51.511	49.452				55	2:51.511	49.452	26	2:54.384	1'59.831	40	3:02.263	1 Lap






CLASSIC TOURING CARS - GROUP 2
SPA RACING FESTIVAL
RACE 1

Analysis by lap

Lapped

Nr	Lap Time	Gap	Nr	Lap Time	Gap	Nr	Lap Time	Gap	Nr	Lap Time	Gap	Nr	Lap Time	Gap
16	2:45.504	29.513												
67	2:59.543	1 Lap												
144	3:40.012	1 Lap												
7	3:01.520	1 Lap												
82	2:49.678	1'08.012												
8	3:04.257	1 Lap												
12	3:46.428	2 Laps												
43	3:03.651	1'40.271												
2	3:07.190	1 Lap												
1	3:06.219	1 Lap												
333	3:07.239	1 Lap												
55	2:59.692	1'46.992												
126	3:24.676	2 Laps												
5	2:56.214	2'17.575												
26	2:53.314	2'26.855												
17	2:56.138	2'29.135												
42	3:51.958	1 Lap												





CLASSIC TOURING CARS - GROUP 2

SPA RACING FESTIVAL


RACE 1

Analysis

Personal Best Session Best B Crossing the finish line in pit lane

Lap	Time	Sector 1	Sector 2	Sector 3	Kph	Elapsed	Lap	Time	Sector 1	Sector 2	Sector 3	Kph	Elapsed
1 Alan EASON Alan Eason Ford Fiesta XR2							11	2:44.153	44.458	1:17.557	42.138	153.6	29:42.722
1	2:57.195	42.184	1:25.670	49.341	142.3	2:57.195	12	2:44.630	45.293	1:17.063	42.274	153.2	32:27.352
2	3:09.447	54.969	1:25.501	48.977	133.1	6:06.642							
3	3:10.681	57.005	1:24.778	48.898	132.2	9:17.323							
4	3:08.009	54.758	1:25.344	47.907	134.1	12:25.332							
5	3:07.511	55.641	1:23.917	47.953	134.5	15:32.843							
6	3:07.320	54.610	1:23.137	49.573	134.6	18:40.163							
7	3:05.586	54.785	1:23.011	47.790	135.9	21:45.749							
8	3:05.782	54.546	1:23.212	48.024	135.7	24:51.531							
9	3:05.578	54.508	1:23.164	47.906	135.9	27:57.109							
10	3:08.013	55.096	1:23.410	49.507	134.1	31:05.122							
11	3:06.219	54.828	1:23.890	47.501	135.4	34:11.341							
2 John EDWARDS-PARTON Last of the Summer Wine Racing Ford Fiesta													
1	2:57.737	42.555	1:25.688	49.494	141.9	2:57.737							
2	3:09.177	54.740	1:25.630	48.807	133.3	6:06.914							
3	3:07.215	54.820	1:23.693	48.702	134.7	9:14.129							
4	3:07.275	54.764	1:23.972	48.539	134.6	12:21.404							
5	3:07.463	55.592	1:23.879	47.992	134.5	15:28.867							
6	3:07.261	54.620	1:23.867	48.774	134.6	18:36.128							
7	3:05.753	55.262	1:22.174	48.317	135.7	21:41.881							
8	3:06.914	54.849	1:24.158	47.907	134.9	24:48.795							
9	3:07.796	54.591	1:24.680	48.525	134.3	27:56.591							
10	3:06.715	54.123	1:24.087	48.505	135.0	31:03.306							
11	3:07.190	55.055	1:23.798	48.337	134.7	34:10.496							
5 Ashley BIRD Team Mawsley Motor Company Ford Sierra XR4i													
1	2:37.579	34.413	1:18.966	44.200	160.0	2:37.579							
2	2:52.989	48.386	1:20.140	44.463	145.8	5:30.568							
3	2:53.527	49.264	1:19.674	44.589	145.3	8:24.095							
4	2:53.393	49.095	1:19.510	44.788	145.4	11:17.488							
5	2:56.399	49.521	1:21.758	45.120	142.9	14:13.887							
6	2:54.848	50.152	1:19.788	44.908	144.2	17:08.735							
7	2:54.895	49.597	1:20.074	45.224	144.2	20:03.630							
8	2:55.521	49.775	1:20.078	45.668	143.7	22:59.151							
9	2:56.396	50.364	1:20.657	45.375	142.9	25:55.547							
10	2:56.523	50.554	1:20.652	45.317	142.8	28:52.070							
11	2:56.643	50.238	1:20.669	45.736	142.7	31:48.713							
12	2:56.214	50.056	1:19.541	46.617	143.1	34:44.927							
6 Andy ROBINSON A Robinson Autocentre Ltd Ford Falcon V8 Supercar													
1	2:25.270	28.607	1:15.451	41.212	173.6	2:25.270							
2	2:40.287	44.996	1:14.814	40.477	157.3	5:05.557							
3	2:41.274	45.471	1:14.524	41.279	156.3	7:46.831							
4	2:41.359	45.147	1:15.464	40.748	156.3	10:28.190							
5	2:41.651	44.447	1:16.024	41.180	156.0	13:09.841							
6	2:41.184	44.983	1:15.616	40.585	156.4	15:51.025							
7	2:53.470	44.861	1:15.702	52.907	145.4	18:44.495							
8	2:44.741	45.300	1:17.085	42.356	153.1	21:29.236							
9	2:45.147	44.697	1:17.933	42.517	152.7	24:14.383							
10	2:44.186	45.018	1:16.844	42.324	153.6	26:58.569							
7 Luke BENNETT Heron Motorsport Ford Capri													
1	2:52.165	37.970	1:26.337	47.858	146.5	2:52.165							
2	3:06.197	52.702	1:26.164	47.331	135.4	5:58.362							
3	3:04.292	52.273	1:25.258	46.761	136.8	9:02.654							
4	3:03.311	51.905	1:24.194	47.212	137.5	12:05.965							
5	3:00.425	51.453	1:22.369	46.603	139.7	15:06.390							
6	3:00.770	51.677	1:22.747	46.346	139.5	18:07.160							
7	3:00.359	51.508	1:22.373	46.478	139.8	21:07.519							
8	3:01.084	51.322	1:22.893	46.869	139.2	24:08.603							
9	3:00.963	51.737	1:22.345	46.881	139.3	27:09.566							
10	3:00.520	51.287	1:22.911	46.322	139.7	30:10.086							
11	3:01.520	51.826	1:23.314	46.380	138.9	33:11.606							
8 Mark FREEMANTLE Mark Freemantle Ford MK1 Escort													
1	2:53.805	38.962	1:26.933	47.910	145.1	2:53.805							
2	3:02.669	51.304	1:24.129	47.236	138.0	5:56.474							
3	3:03.981	51.541	1:24.574	47.866	137.0	9:00.455							
4	3:06.366	52.237	1:25.691	48.438	135.3	12:06.821							
5	3:01.944	51.365	1:23.080	47.499	138.6	15:08.765							
6	3:03.539	51.767	1:24.100	47.672	137.4	18:12.304							
7	3:03.456	51.939	1:23.912	47.605	137.4	21:15.760							
8	3:04.796	51.762	1:25.459	47.575	136.4	24:20.556							
9	3:06.255	51.323	1:27.491	47.441	135.4	27:26.811							
10	3:05.446	52.684	1:24.893	47.869	136.0	30:32.257							
11	3:04.257	51.329	1:24.535	48.393	136.8	33:36.514							
12 Demetris NEOPHYTOU Demetris Neophytou Ford Fiesta Mk1 x/flow													
1	2:59.235	43.246	1:25.475	50.514	140.7	2:59.235							
2	3:08.482	54.896	1:24.274	49.312	133.8	6:07.717							
3	3:08.849	55.583	1:23.267	49.999	133.5	9:16.566							
4	3:11.637	55.135	1:26.539	49.963	131.6	12:28.203							
5	3:12.570	55.602	1:25.891	51.077	130.9	15:40.773							
6	3:24.220	56.678	1:32.483	55.059	123.5	19:04.993							
7	3:31.809	58.529	1:37.206	56.074	119.0	22:36.802							
8	3:41.887	1:01.269	1:39.805	1:00.813	113.6	26:18.689							
9	3:45.131	1:05.065	1:37.401	1:02.665	112.0	30:03.820							
10	3:46.428	1:05.735	1:39.004	1:01.689	111.4	33:50.248							
16 Vaughan FLETCHER Vaughan Fletcher Subaru Impreza													
1	2:32.993	29.900	1:19.433	43.660	164.8	2:32.993							
2	2:46.810	46.327	1:18.308	42.175	151.2	5:19.803							
3	2:46.318	45.687	1:18.022	42.609	151.6	8:06.121							
4	2:46.008	45.354	1:17.104	43.550	151.9	10:52.129							
5	2:47.012	46.176	1:17.319	43.517	151.0	13:39.141							
6	2:45.650	45.648	1:17.748	42.254	152.2	16:24.791							
7	2:45.047	45.202	1:16.971	42.874	152.8	19:09.838							
8	2:45.867	45.547	1:17.379	42.941	152.0	21:55.705							
9	2:46.617	45.557	1:18.329	42.731	151.3	24:42.322							
10	2:45.002	45.151	1:17.623	42.228	152.8	27:27.324							





CLASSIC TOURING CARS - GROUP 2

SPA RACING FESTIVAL

RACE 1

Analysis

Personal Best Session Best B Crossing the finish line in pit lane

Lap	Time	Sector 1	Sector 2	Sector 3	Kph	Elapsed	Lap	Time	Sector 1	Sector 2	Sector 3	Kph	Elapsed
11	2:44.037	45.213	1:17.041	41.783	153.7	30:11.361	9	3:01.856	52.141	1:23.250	46.465	138.6	26:45.766
12	2:45.504	45.500	1:17.124	42.880	152.3	32:56.865	10	3:04.065	51.690	1:24.391	47.984	137.0	29:49.831
							11	3:02.263	52.391	1:23.044	46.828	138.3	32:52.094

17 Ollly ALLEN						
ORA Motor Services Ford Fiesta						
1	2:43.400	35.859	1:20.875	46.666	154.3	2:43.400
2	2:56.194	51.069	1:19.032	46.093	143.1	5:39.594
3	2:56.576	50.913	1:19.464	46.199	142.8	8:36.170
4	2:57.832	51.365	1:19.914	46.553	141.8	11:34.002
5	2:57.602	51.851	1:19.744	46.007	142.0	14:31.604
6	2:54.989	50.530	1:18.802	45.657	144.1	17:26.593
7	2:54.936	50.276	1:18.615	46.045	144.1	20:21.529
8	2:54.473	50.209	1:18.938	45.326	144.5	23:16.002
9	2:55.247	50.373	1:18.839	46.035	143.9	26:11.249
10	2:53.533	50.349	1:18.425	44.759	145.3	29:04.782
11	2:55.567	50.110	1:19.963	45.494	143.6	32:00.349
12	2:56.138	50.789	1:19.910	45.439	143.1	34:56.487

19 Graham WAIT						
Driver Ford Sierra						
1	2:52.094	40.100	1:26.006	45.988	146.5	2:52.094
2	2:53.445	49.047	1:20.486	43.912	145.4	5:45.539
3	3:10.473	50.542	1:29.675	50.256	132.4	8:56.012
4	3:19.236	56.206	1:30.233	52.797	126.6	12:15.248

26 Pantelis CHRISTOFOROU						
Pantelis Christoforou Ford Escort						
1	2:52.724	39.314	1:25.331	48.079	146.0	2:52.724
2	2:56.403	51.970	1:18.627	45.806	142.9	5:49.127
3	2:56.113	50.155	1:20.177	45.781	143.2	8:45.240
4	2:55.371	50.142	1:20.069	45.160	143.8	11:40.611
5	2:55.986	51.025	1:19.684	45.277	143.3	14:36.597
6	2:53.793	49.835	1:18.926	45.032	145.1	17:30.390
7	2:54.818	50.593	1:18.817	45.408	144.2	20:25.208
8	2:54.622	49.991	1:19.609	45.022	144.4	23:19.830
9	2:54.384	50.087	1:18.821	45.476	144.6	26:14.214
10	2:52.835	50.022	1:18.327	44.486	145.9	29:07.049
11	2:53.844	49.263	1:18.771	45.810	145.0	32:00.893
12	2:53.314	50.202	1:18.154	44.958	145.5	34:54.207

33 Paul NEVILL						
Paul Nevill Ford Escort RS2000						
1	2:50.342	38.569	1:25.166	46.607	148.0	2:50.342
2	4:43.324	51.846	2:22.463	1:29.015	89.0	7:33.666

40 Kenny COLEMAN						
K+S Motorsport Honda Civic Type R						
1	2:44.559	37.361	1:21.395	45.803	153.2	2:44.559
2	2:57.571	51.090	1:20.715	45.766	142.0	5:42.130
3	2:59.368	50.940	1:22.355	46.073	140.6	8:41.498
4	3:02.356	52.392	1:23.669	46.295	138.3	11:43.854
5	2:58.183	50.940	1:21.363	45.880	141.5	14:42.037
6	2:59.926	51.583	1:22.269	46.074	140.1	17:41.963
7	3:01.302	51.705	1:23.317	46.280	139.1	20:43.265
8	3:00.645	51.762	1:22.762	46.121	139.6	23:43.910

42 Dawn BOYD						
Finsport Honda Civic Type R						
1	2:55.671	40.046	1:27.111	48.514	143.5	2:55.671
2	3:06.219	54.164	1:24.149	47.906	135.4	6:01.890
3	3:04.822	52.934	1:24.091	47.797	136.4	9:06.712
4	3:06.973	52.846	1:24.647	49.480	134.9	12:13.685
5	3:03.747	52.797	1:23.583	47.367	137.2	15:17.432
6	3:04.486	52.708	1:24.171	47.607	136.7	18:21.918
7	3:07.635	53.353	1:24.422	49.860	134.4	21:29.553
8	3:22.853	58.526	1:32.266	52.061	124.3	24:52.406
9	3:32.261	1:04.283	1:31.394	56.584	118.8	28:24.667
10	3:42.464	1:07.799	1:34.997	59.668	113.3	32:07.131
11	3:51.958	1:15.138	1:37.723	59.097	108.7	35:59.089


43 Tom KNIGHT						
Knight Scaffolding Ltd BMW E36 M3						
1	2:37.190	33.390	1:19.372	44.428	160.4	2:37.190
2	2:50.092	48.180	1:17.783	44.129	148.2	5:27.282
3	2:50.613	47.716	1:19.088	43.809	147.8	8:17.895
4	2:49.949	49.070	1:17.547	43.332	148.4	11:07.844
5	2:49.718	48.386	1:17.839	43.493	148.6	13:57.562
6	2:50.146	48.528	1:18.286	43.332	148.2	16:47.708
7	2:49.974	48.652	1:17.828	43.494	148.3	19:37.682
8	2:50.488	48.201	1:18.591	43.696	147.9	22:28.170
9	2:50.464	47.998	1:18.703	43.763	147.9	25:18.634
10	2:52.150	48.537	1:20.277	43.336	146.5	28:10.784
11	2:53.188	48.783	1:18.670	45.735	145.6	31:03.972
12	3:03.651	53.158	1:22.805	47.688	137.3	34:07.623

44 Ian FROGGATT						
Ian Froggatt Subaru Impreza						
1	2:36.244	32.469	1:19.464	44.311	161.4	2:36.244
2	2:49.934	47.941	1:18.437	43.556	148.4	5:26.178

50 Kerry MICHAEL						
Bravoracing Ford Escort						
1	2:46.842	38.293	1:22.689	45.860	151.1	2:46.842
2	2:57.495	50.489	1:21.116	45.890	142.1	5:44.337
3	2:57.652	50.705	1:21.088	45.859	141.9	8:41.989
4	3:00.713	52.378	1:22.368	45.967	139.5	11:42.702
5	3:03.423	52.429	1:22.788	48.206	137.5	14:46.125
6	3:04.778	54.988	1:21.762	48.028	136.5	17:50.903
7	3:04.988	54.605	1:22.521	47.862	136.3	20:55.891
8	3:04.260	53.400	1:22.179	48.681	136.8	24:00.151
9	3:07.167	54.679	1:23.147	49.341	134.7	27:07.318
10	3:31.052	56.978	1:33.838	1:00.236	119.5	30:38.370

55 Jason DAVIES						
M+S Engineering / MSE Race Engines Ford Sierra Cosworth						
1	2:36.059	32.978	1:19.382	43.699	161.6	2:36.059
2	2:48.778	47.406	1:18.163	43.209	149.4	5:24.837





CLASSIC TOURING CARS - GROUP 2

SPA RACING FESTIVAL

RACE 1

Analysis

Lap	Time	Sector 1	Sector 2	Sector 3	Kph	Elapsed	Lap	Time	Sector 1	Sector 2	Sector 3	Kph	Elapsed
3	2:48.299	47.074	1:18.085	43.140	149.8	8:13.136	2	2:44.421	46.217	1:15.744	42.460	153.4	5:16.492
4	2:49.387	47.025	1:18.571	43.791	148.9	11:02.523	3	2:43.073	45.533	1:15.936	41.604	154.6	7:59.565
5	2:49.806	47.650	1:18.499	43.657	148.5	13:52.329	4	2:43.278	45.717	1:16.001	41.560	154.4	10:42.843
6	2:50.107	47.745	1:18.995	43.367	148.2	16:42.436	5	2:44.401	45.467	1:17.003	41.931	153.4	13:27.244
7	2:51.511	47.616	1:19.298	44.597	147.0	19:33.947	6	2:47.446	47.049	1:17.582	42.815	150.6	16:14.690
8	2:52.472	48.943	1:19.487	44.042	146.2	22:26.419	7	2:46.397	46.522	1:16.789	43.086	151.5	19:01.087
9	2:55.070	49.918	1:20.419	44.733	144.0	25:21.489	8	2:44.751	45.899	1:17.041	41.811	153.0	21:45.838
10	2:56.073	50.136	1:20.665	45.272	143.2	28:17.562	9	2:48.874	48.073	1:18.488	42.313	149.3	24:34.712
11	2:57.090	50.686	1:20.959	45.445	142.4	31:14.652	10	2:45.469	45.970	1:17.681	41.818	152.4	27:20.181
12	2:59.692	51.127	1:22.354	46.211	140.3	34:14.344	11	2:43.752	45.496	1:16.212	42.044	154.0	30:03.933
							12	2:45.752	45.592	1:17.059	43.101	152.1	32:49.685

56	Andrew SHERATON					
	Andrew Sheraton					BMW E30
1	3:05.120	43.882	1:29.087	52.151	136.2	3:05.120
2	3:22.791	57.737	1:29.734	55.320	124.3	6:27.911
3	3:18.583	57.853	1:28.883	51.847	127.0	9:46.494
4	3:18.768	58.580	1:29.302	50.886	126.9	13:05.262
5	3:16.214	57.842	1:28.255	50.117	128.5	16:21.476
6	3:18.010	57.750	1:29.319	50.941	127.3	19:39.486
7	3:15.755	57.162	1:27.981	50.612	128.8	22:55.241
8	3:18.087	57.240	1:28.327	52.520	127.3	26:13.328
9	3:19.056	58.027	1:28.850	52.179	126.7	29:32.384
10	3:16.416	56.879	1:28.806	50.731	128.4	32:48.800

100	Eckart BOLLMAN					
	Retroteck Racing					Ford Escort
1	2:56.037	41.572	1:25.665	48.800	143.2	2:56.037
2	3:04.666	53.282	1:23.633	47.751	136.5	6:00.703
3	3:03.465	52.947	1:22.933	47.585	137.4	9:04.168
4	3:04.237	53.495	1:23.048	47.694	136.9	12:08.405
5	3:02.596	52.838	1:23.036	46.722	138.1	15:11.001
6	3:03.758	53.864	1:22.565	47.329	137.2	18:14.759
7	3:03.992	53.767	1:22.993	47.232	137.0	21:18.751
8	3:02.897	52.753	1:22.920	47.224	137.9	24:21.648

67	Marc KEMP					
	Panic Link Motorsport					Honda Civic Type R
1	2:53.423	40.477	1:24.999	47.947	145.4	2:53.423
2	3:03.748	53.279	1:23.477	46.992	137.2	5:57.171
3	3:03.363	52.715	1:23.119	47.529	137.5	9:00.534
4	3:01.910	52.416	1:23.098	46.396	138.6	12:02.444
5	3:01.687	52.915	1:22.273	46.499	138.8	15:04.131
6	3:01.413	52.536	1:22.150	46.727	139.0	18:05.544
7	3:00.313	52.185	1:21.566	46.562	139.8	21:05.857
8	2:59.943	51.981	1:21.460	46.502	140.1	24:05.800
9	2:58.703	51.481	1:20.905	46.317	141.1	27:04.503
10	2:59.372	51.873	1:21.385	46.114	140.6	30:03.875
11	2:59.543	51.397	1:22.347	45.799	140.4	33:03.418

112	Brett LIDSEY					
	20Ten Racing					Renault Clio
1	2:42.804	36.520	1:20.883	45.401	154.9	2:42.804
2	2:57.195	52.165	1:19.309	45.721	142.3	5:39.999
3	2:55.828	51.139	1:19.188	45.501	143.4	8:35.827
4	2:57.911	52.102	1:19.931	45.878	141.7	11:33.738
5	2:55.343	51.784	1:18.708	44.851	143.8	14:29.081
6	2:55.641	51.398	1:18.862	45.381	143.6	17:24.722
7	2:54.354	51.183	1:18.489	44.682	144.6	20:19.076
8	3:21.910	1:17.350	1:20.071	44.489	124.9	23:40.986
9	2:54.957	51.908	1:18.524	44.525	144.1	26:35.943
10	2:54.304	51.168	1:18.515	44.621	144.7	29:30.247
11	2:55.286	51.478	1:18.952	44.856	143.8	32:25.533


82	Bradley GELMAN					
	Bradley Gelman					Ford Sierra Cosworth
1	2:34.345	32.423	1:18.077	43.845	163.4	2:34.345
2	2:47.103	46.836	1:17.176	43.091	150.9	5:21.448
3	2:46.900	47.316	1:16.764	42.820	151.1	8:08.348
4	2:46.341	46.855	1:16.931	42.555	151.6	10:54.689
5	2:48.866	47.854	1:17.875	43.137	149.3	13:43.555
6	2:49.804	47.714	1:18.861	43.229	148.5	16:33.359
7	2:49.526	47.809	1:18.242	43.475	148.7	19:22.885
8	2:49.944	47.579	1:19.126	43.239	148.4	22:12.829
9	2:49.693	47.319	1:18.936	43.438	148.6	25:02.522
10	2:51.929	48.048	1:19.492	44.389	146.7	27:54.451
11	2:51.235	48.206	1:19.173	43.856	147.2	30:45.686
12	2:49.678	47.396	1:18.576	43.706	148.6	33:35.364

126	Andy JOHNSON					
						Peugeot 206
1	3:12.251	47.404	1:30.993	53.854	131.2	3:12.251
2	3:29.824	1:02.160	1:32.222	55.442	120.2	6:42.075
3	3:28.754	1:02.675	1:31.731	54.348	120.8	10:10.829
4	3:35.825	1:02.854	1:34.415	58.556	116.8	13:46.654
5	3:28.110	1:02.742	1:32.121	53.247	121.2	17:14.764
6	3:29.057	1:02.069	1:33.372	53.616	120.6	20:43.821
7	3:28.973	1:01.335	1:31.047	56.591	120.7	24:12.794
8	3:30.785	1:01.299	1:35.511	53.975	119.6	27:43.579
9	3:30.084	1:01.505	1:34.688	53.891	120.0	31:13.663
10	3:24.676	1:01.059	1:30.270	53.347	123.2	34:38.339

95	Dave COCKELL					
	PPX Metal Management Ltd					Ford Escort Cosworth
1	2:32.071	31.589	1:18.022	42.460	165.8	2:32.071

144	Nathan DEW					
	NMD Automotive					Honda Integra S1
1	2:45.239	37.344	1:22.027	45.868	152.6	2:45.239
2	2:57.210	51.126	1:20.379	45.705	142.3	5:42.449
3	3:00.015	51.139	1:22.209	46.667	140.1	8:42.464
4	2:59.030	51.574	1:20.862	46.594	140.8	11:41.494





CLASSIC TOURING CARS - GROUP 2

SPA RACING FESTIVAL

RACE 1


Analysis

■ Personal Best ■ Session Best B Crossing the finish line in pit lane

Lap	Time	Sector 1	Sector 2	Sector 3	Kph	Elapsed	Lap	Time	Sector 1	Sector 2	Sector 3	Kph	Elapsed
5	2:57.489	51.832	1:20.104	45.553	142.1	14:38.983							
6	2:56.347	50.965	1:19.754	45.628	143.0	17:35.330							
7	2:58.173	51.321	1:21.232	45.620	141.5	20:33.503							
8	2:57.767	51.132	1:20.452	46.183	141.8	23:31.270							
9	2:58.612	51.454	1:20.702	46.456	141.2	26:29.882							
10	3:01.000	51.899	1:20.305	48.796	139.3	29:30.882							
11	3:40.012	55.657	1:41.638	1:02.717	114.6	33:10.894							

333 Jonathan CREASEY													
Paintperfect Motorsport		Renault Clio											
1	2:59.219	45.323	1:24.194	49.702	140.7	2:59.219							
2	3:09.448	56.170	1:23.500	49.778	133.1	6:08.667							
3	3:09.055	55.161	1:23.138	50.756	133.4	9:17.722							
4	3:07.168	55.099	1:23.721	48.348	134.7	12:24.890							
5	3:08.512	55.986	1:24.362	48.164	133.8	15:33.402							
6	3:07.287	54.476	1:23.241	49.570	134.6	18:40.689							
7	3:05.553	54.925	1:22.639	47.989	135.9	21:46.242							
8	3:05.631	54.984	1:22.827	47.820	135.8	24:51.873							
9	3:06.616	54.806	1:24.037	47.773	135.1	27:58.489							
10	3:06.945	54.559	1:23.032	49.354	134.9	31:05.434							
11	3:07.239	54.896	1:24.335	48.008	134.7	34:12.673							





CLASSIC TOURING CARS - GROUP 2
SPA RACING FESTIVAL
RACE 2 (30')

Revised

Starting Grid

Paul NEVILL	Paul Nevill	33	- 14 -	59	Drummond Distribution / GW Motorsport	Gary WAIT
Graham WAIT	Driver	19	- 13 -	44	Ian Froggatt	Ian FROGGATT
Kerry MICHAEL	Bravoracing	50	- 12 -	100	Retroeck Racing	Eckart BOLLMAN
Demetris NEOPHYTOU	Demetris Neophytou	12	- 11 -	126	SVG Motorsport	Andy JOHNSON
Dawn BOYD	Finsport	42	- 10 -	56	Andrew Sheraton	Andrew SHERATON
Alan EASON	Alan Eason	1	- 9 -	333	Paintperfect Motorsport	Jonathan CREASEY
Mark FREEMANTLE	Mark Freemantle	8	- 8 -	2	Last of the Summer Wine Racing	John EDWARDS-PARTON
Nathan DEW	NMD Automotive	144	- 7 -	7	Heron Motorsport	Luke BENNETT
Kenny COLEMAN	K+S Motorsport	40	- 6 -	67	Panic Link Motorsport	Marc KEMP
Olly ALLEN	ORA Motor Services	17	- 5 -	112	20Ten Racing	Brett LIDSEY
Ashley BIRD	Team Mawsley Motor Company	5	- 4 -	26	Pantelis Christoforou	Pantelis CHRISTOFOROU
Tom KNIGHT	Knight Scaffolding Ltd	43	- 3 -	55	M+S Engineering / MSE Race Engines	Jason DAVIES
Vaughan FLETCHER	Vaughan Fletcher	16	- 2 -	82	Bradley Gelman	Bradley GELMAN
Andy ROBINSON	A Robinson Autocentre Ltd	6	- 1 -	95	PPX Metal Management Ltd	Dave COCKELL


Pole



Stewards:

Timekeeper:





SPA RACING FESTIVAL

CLASSIC TOURING CARS - GROUP 2

RACE 2 (30')

Provisional Classification


Drivers	Nat	Team	Vehicle	Class	Laps	Total Time	Gap	Kph	Best Lap					
									Lap	Time	Kph			
1	95	Dave COCKELL	PPX Metal Management Ltd	Ford Escort Cosworth	A4	10	30:04.144	-	139.8	2	2:59.451	140.5		
2	6	Andy ROBINSON	A Robinson Autocentre Ltd	Ford Falcon V8 Supercar	A2	10	30:37.109	+32.965	137.2	3	3:00.898	139.4		
3	16	Vaughan FLETCHER	Vaughan Fletcher	Subaru Impreza	A4	10	31:03.960	+59.816	135.3	4	3:04.134	135.5		
4	112	Brett LIDSEY	20Ten Racing	Renault Clio	X	10	31:20.131	+1:15.987	134.1	6	3:07.795	134.3		
5	17	Olly ALLEN	ORA Motor Services	Ford Fiesta	B	10	31:36.562	+1:32.418	132.9	9	3:09.594	133.0		
6	82	Bradley GELMAN	Bradley Gelman	Ford Sierra Cosworth	B	10	31:38.399	+1:34.255	132.8	10	3:06.980	134.8		
7	26	Pantelis CHRISTOFOROU	Pantelis Christoforou	Ford Escort	B	10	32:30.530	+2:26.386	129.3	4	3:14.239	129.8		
8	8	Mark FREEMANTLE	Mark Freemantle	Ford MK1 Escort	X	9	30:08.330		125.5	6	3:19.351	126.5		
9	5	Ashley BIRD	Team Mawsley Motor Company	Ford Sierra XR4i	A2	9	30:10.840		125.3	5	3:22.046	124.8		
10	55	Jason DAVIES	M+S Engineering / MSE Race Engines	Ford Sierra Cosworth	A2	9	30:10.975		125.3	6	3:03.476	137.4		
11	2	John EDWARDS-PARTON	Last of the Summer Wine Racing	Ford Fiesta	C	9	30:28.908		124.1	8	3:22.297	124.6		
12	1	Alan EASON	Alan Eason	Ford Fiesta XR2	C	9	30:30.634		124.0	4	3:22.067	124.8		
13	7	Luke BENNETT	Heron Motorsport	Ford Capri	X	9	30:46.960		122.9	4	3:23.796	123.7		
14	67	Marc KEMP	Panic Link Motorsport	Honda Civic Type R	HON	9	31:09.328		121.4	3	3:27.317	121.6		
15	144	Nathan DEW	NMD Automotive	Honda Integra S1	INV	9	31:35.740		119.7	5	3:29.776	120.2		
16	42	Dawn BOYD	Finsport	Honda Civic Type R	HON	9	31:41.915		119.3	9	3:30.638	119.7		
17	12	Demetris NEOPHYTOU	Demetris Neophytou	Ford Fiesta Mk1 x/flow	C	9	31:44.080		119.2	5	3:29.295	120.5		
18	50	Kerry MICHAEL	Bravoracing	Ford Escort	X	9	31:48.622		118.9	4	3:30.663	119.7		
19	40	Kenny COLEMAN	K+S Motorsport	Honda Civic Type R	INV	9	32:24.772		116.7	3	3:30.397	119.8		
20	333	Jonathan CREASEY	Paintperfect Motorsport	Renault Clio	X	9	32:35.397		116.1	9	3:32.977	118.4		
21	56	Andrew SHERATON	Andrew Sheraton	BMW E30	X	8	31:51.065		105.6	3	3:55.318	107.1		
22	126	Andy JOHNSON	SVG Motorsport	Peugeot 206	X	8	32:08.524		104.6	5	3:55.101	107.2		
Not classified:														
100	Eckart BOLLMAN	Retroteck Racing	Ford Escort	X	5	21:12.073				4	3:44.837	112.1		
33	Paul NEVILL	Paul Nevill	Ford Escort RS2000	B	2	6:43.864				2	3:30.266	119.9		
44	Ian FROGGATT	Ian Froggatt	Subaru Impreza	A4	1	3:56.844								
43	Tom KNIGHT	Knight Scaffolding Ltd	BMW E36 M3	B										
Not started:														
19	Graham WAIT	Driver	Ford Sierra	A4										
59	Gary WAIT	Drummond Distribution / GW Motorsport	Ford Escort Cosworth	X										
Pole Position				A. ROBINSON										
Fastest Lap				Lap 2	Dave COCKELL		2:59.451				140.5 Kph			

Published at:

Track Status: **WET**

Race Director:	Timekeeper:





CLASSIC TOURING CARS - GROUP 2
SPA RACING FESTIVAL
RACE 2

Provisional Classification by Division

Nr.	Driver	Nat	Team	Car	Laps	Total Time	Gap	Kph	Best Lap		
									Lap	Time	Kph
CTCRC Blue Oval Saloon Car Series											
1	17 Olly ALLEN		ORA Motor Services	Ford Fiesta	10	31:36.562		132.9	9	3:09.594	133.0
2	26 Pantelis CHRISTOFOROU		Pantelis Christoforou	Ford Escort	10	32:30.530	+53.968	129.3	4	3:14.239	129.8
3	8 Mark FREEMANTLE		Mark Freemantle	Ford MK1 Escort	9	30:08.330		125.5	6	3:19.351	126.5
4	5 Ashley BIRD		Team Mawley Motor Company	Ford Sierra XR4i	9	30:10.840	1 Laps	125.3	5	3:22.046	124.8
5	55 Jason DAVIES		M+S Engineering / MSE Race Engines	Ford Sierra Cosworth	9	30:10.975	1 Laps	125.3	6	3:03.476	137.4
6	2 John EDWARDS-PARTON		Last of the Summer Wine Racing	Ford Fiesta	9	30:28.908	1 Laps	124.1	8	3:22.297	124.6
7	1 Alan EASON		Alan Eason	Ford Fiesta XR2	9	30:30.634	1 Laps	124.0	4	3:22.067	124.8
8	12 Demetris NEOPHYTOU		Demetris Neophytou	Ford Fiesta Mk1 x/flow	9	31:44.080	1 Laps	119.2	5	3:29.295	120.5
Not classified:											
	33 Paul NEVILL		Paul Nevill	Ford Escort RS2000	2	6:43.864		124.9	2	3:30.266	119.9
Not started											
	19 Graham WAIT		Driver	Ford Sierra			10 Laps	0.0			
	59 Gary WAIT		Drummond Distribution / GW Motorsport	Ford Escort Cosworth				0.0			
Honda VTec Challenge											
1	67 Marc KEMP		Panic Link Motorsport	Honda Civic Type R	9	31:09.328		121.4	3	3:27.317	121.6
2	144 Nathan DEW		NMD Automotive	Honda Integra S1	9	31:35.740	+26.412	119.7	5	3:29.776	120.2
3	42 Dawn BOYD		Finsport	Honda Civic Type R	9	31:41.915	+32.587	119.3	9	3:30.638	119.7
4	40 Kenny COLEMAN		K+S Motorsport	Honda Civic Type R	9	32:24.772	+115.444	116.7	3	3:30.397	119.8
PRG Trailers Classic Thunder Saloons Champion											
1	95 Dave COCKELL		PPX Metal Management Ltd	Ford Escort Cosworth	10	30:04.144		139.8	2	2:59.451	140.5
2	6 Andy ROBINSON		A Robinson Autocentre Ltd	Ford Falcon V8 Supercar	10	30:37.109	+32.965	137.2	3	3:00.898	139.4
3	16 Vaughan FLETCHER		Vaughan Fletcher	Subaru Impreza	10	31:03.960	+59.816	135.3	4	3:06.134	135.5
4	112 Brett LIDSEY		20Ten Racing	Renault Clio	10	31:20.131	+115.987	134.1	6	3:07.795	134.3
5	82 Bradley GELMAN		Bradley Gelman	Ford Sierra Cosworth	10	31:38.399	+134.255	132.8	10	3:06.980	134.8
6	7 Luka BENNETT		Heron Motorsport	Ford Capri	9	30:46.960	1 Laps	122.9	4	3:23.796	123.7
7	50 Kerry MICHAEL		Bravoracing	Ford Escort	9	31:48.622	1 Laps	118.9	4	3:30.663	119.7
8	333 Jonathan CREASEY		Paintperfect Motorsport	Renault Clio	9	32:35.397	1 Laps	116.1	9	3:32.977	118.4
9	56 Andrew SHERATON		Andrew Sheraton	BMW E30	8	31:51.065	2 Laps	105.6	3	3:55.318	107.1
10	126 Andy JOHNSON		SVG Motorsport	Peugeot 206	8	32:08.524	2 Laps	104.6	5	3:55.101	107.2
Not classified:											
	100 Eckart BOLLMAN		Retroeck Racing	Ford Escort	5	21:12.073	5 Laps	99.1	4	3:44.837	112.1
	44 Ian FROGGATT		Ian Froggatt	Subaru Impreza	1	3:56.844		106.5			
	43 Tom KNIGHT		Knight Scaffolding Ltd	BMW E36 M3			10 Laps	0.0			

Published at:

Track Status: **WET**

Race Director:	Timekeeper:
----------------	-------------

